


# Jasper County, Iowa

**Joe Brock**

**Denny Carpenter**

**Dennis Stevenson**



**Board of Supervisors**

**Courthouse**

**PO Box 944**

**Newton IA 50208**

**Phone 641-792-7016**

**Fax 641-792-1053**

## **JASPER COUNTY BOARD OF SUPERVISORS AGENDA**

**[www.co.jasper.ia.us](http://www.co.jasper.ia.us)**

**July 22, 2014**

**9:30 a.m.**

- Item 1      Richard Phelps -**
  - a) County telephone system**
  
- Item 2      Greater Newton Area Chamber of Commerce – Craig Light**
  - a) Request use of Courthouse Lawn for Ridiculous Day – July 26, 2014**
  
- Item 3      Information Systems – Ryan Eaton**
  - a) HIPAA Software**
  
- Item 4      Veteran Affairs – Chris Chartier**
  - a) Annual Report FY14**
  
- Item 5      Approval of Agreement with US Communities and Ricoh, USA**
  
- Item 6      Approval to cancel unclaimed warrants – over one year old**
  
- Item 7      Approval of Fireworks Permit**
  - a) Mike Herbold on 8/29/14 – 9/3/14**
  
- Item 8      Approval of Board of Supervisors minutes for 7/15/2014**
  
- Item 9      Board Appointments**

**PUBLIC INPUT & COMMENTS**

**NEXT SCHEDULED MEETING WILL BE HELD AUGUST 5, 2014**



---

**Achieve. Illustrate. Maintain.**  
Compliance *Simplified*

---

Proposal Summary for:

Jasper County Iowa

Presented by:

The Compliance Group, LLC

Marc Haskelson

For more information:

855 854 4722

[mhaskelson@compliancegroup.com](mailto:mhaskelson@compliancegroup.com)

**TABLE OF CONTENTS**

**EXECUTIVE SUMMARY.....3**

**THE COMPLIANCY GROUP OVERVIEW .....5**

**THE COMPLIANCE CHALLENGE.....5**

**THE GUARD V.4, COMPLIANCE SOLUTION .....6**

**EASY AUDIT™ DASHBOARD .....6**

**AUDIT WIZARD (SELF AUDIT QUESTIONNAIRES) .....6**

**GAP MONITOR AND REMEDIATION MANAGEMENT .....7**

**INCIDENT TRACK™ MANAGEMENT.....7**

**BUSINESS ASSOCIATE MANAGEMENT .....7**

**DOCUMENT AND VERSION CONTROL MANAGEMENT .....8**

**USES AND DISCLOSURE TRACKING .....8**

**HIPAA HOTLINE.....8**

**THE COMPLIANCY GROUP SENTRY OR ENTERPRISE SOLUTION .....9**

**PRICING .....10**

**WHAT OUR CLIENTS ARE SAYING:.....11**

**GIVING BACK TO THE COMMUNITY:.....12**

**FREE EDUCATION SERIES: .....12**

## EXECUTIVE SUMMARY

Covered Entities, Business Associates and service providers deserve a cost effective path to **Achieve, Illustrate and Maintain** HIPAA compliance. We simplify compliance and offer our solution at a fraction of the cost of traditional consultants and compliance software options.

The Compliancy Group, started in 2005, based on the traditional HIPAA consulting practice processes, we believe this process could be improved via well-designed software and web-based solutions. The Compliancy Group has been recognized as a leader in HIPAA compliance and has been rated and recognized in Top 10 innovations by CRN, industry groups such as MGMA & HCCA and utilized by key providers such as eClinical Works, New England Baptist Hospital, San Diego Community Clinics, and Delta Dental.

We assist you in addressing the challenge of HIPAA compliance and eliminate the misinformation that compliance is expensive and complicated. The Guard is an affordable solution that addresses the needs of HIPAA compliance as well as Risk Assessments for HITECH Meaningful use core measure 15.

### **The Guard Sentry or Enterprise Solution**

The Guard award winning software allows you to self-audit and is perfect for organizations of all sizes and levels of compliance expertise. Utilize our award winning software to audit you and your business associates. The Guard software will identify gaps, provide remediation and tracking tools for you to utilize.

- Simple roles based questionnaires of Yes/No or Not applicable for Covered Entities and Business Associates
- Gaps and Remediation Identification and Monitoring
- Task assignment and Completion tracking
- HIPAA illustrator™ Reporting tool provides documentation for attestation and due diligence avoiding possible fines
- 1 year access to The Guard HIPAA compliance Tracking Solution
  - EASY Audit Dashboard
  - The Guard Gap Monitor and Remediation Manager
  - Incident Tracking Management
  - Business Associate Management
  - Document and Version Control Management
- 1 year access to the HIPAA Hotline for ongoing questions or concerns

The Compliancy Group would enjoy the opportunity of supporting you. If you have any questions please feel free to call or email me.

Marc

Marc Haskelson

855 854 4722 ext. 507

MHaskelson@CompliancyGroup.com

## THE COMPLIANCY GROUP OVERVIEW

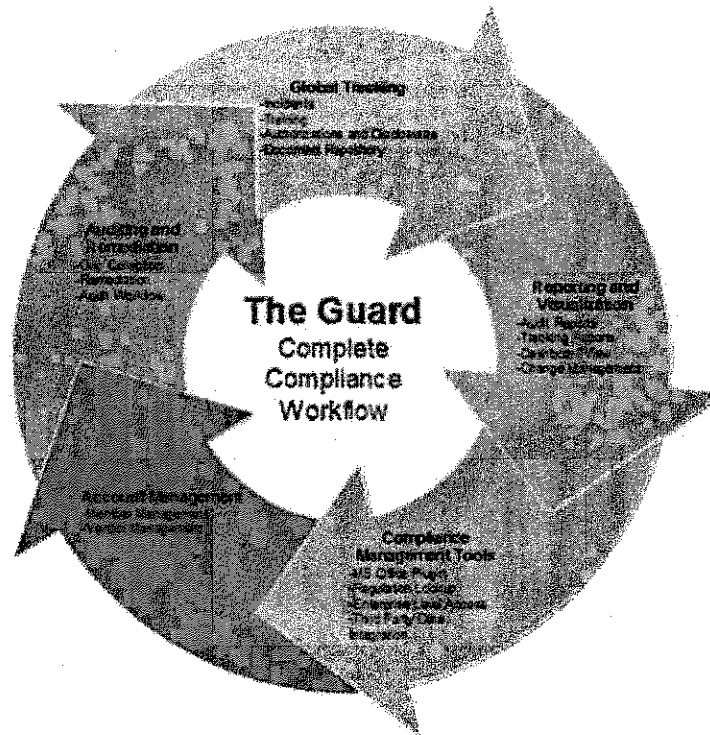
The Compliancy Group LLC was created in 2005 with the vision of helping covered entities and business associates both large and small achieve simple and cost effective HIPAA compliance.

The Compliancy Group's management team drew upon its extensive background in auditing, compliance, risk management and software development working with Fortune 500 organizations such as Experian, Kaiser Permanente, Prudential, and Hearst to develop the award winning HIPAA compliance management solution The Guard.

The Guard addresses any organizations needs to comply with the complex Healthcare (HIPAA & HITECH), Financial Government and State regulations.

The Guard is an easy to use, flexible, and cost effective solution, that a covered entity or business associate can quickly assimilate into an existing business process. The Guard was designed by auditors/privacy/security officers and is the only complete and affordable compliance solution your organization needs. With its advanced core, and features, your company can attack the day-to-day compliance effort with both confidence and ease.

## THE COMPLIANCE CHALLENGE



## THE GUARD V.4, COMPLIANCE SOLUTION

The Guard is the only complete and affordable compliance solution on the market today. With its updated core, and new features, you can attack the day-to-day compliance effort with both confidence and ease. The following describes the multitude of components within The Guard, demonstrating just how powerful and easy compliance can be.

### **HIPAA COMPLIANCE SIMPLIFIED**

### **ACHIEVE ILLUSTRATE MAINTAIN**

#### EASY AUDIT™ DASHBOARD

The Guard's power starts with a comprehensive dashboard allowing administrators to monitor all components of compliance. Employees and Business Associates are notified and log in to the highly secure Guard platform. Summarized view monitoring all components of compliance and Risk Assessment

- Gap Identification
- Remediation Plan - Task assignment and Completion tracking
- Employees Training and Business Associates Tracking
- Web based highly secure Guard platform
- Easy and Comprehensive experienced Compliance Security & Risk

#### AUDIT WIZARD (SELF AUDIT QUESTIONNAIRES)

The Guard comes with comprehensive questionnaires, tied into the regulations, allowing your organization to perform self-audits. The Guard's simple roles based questionnaires with clear Yes/No or Not applicable questions allow experienced or new Compliance Security & Risk officers to quickly complete the required data. Simply answer all the questions to the best of your ability and The Guard will automatically generate gaps when applicable. Once complete, you can start the process of remediation without the large cost of outside audits.

## GAP MONITOR AND REMEDIATION MANAGEMENT

One of the components of compliance is to ensure policies and procedures are implemented. Monitoring and managing these documents can be difficult and expensive. The Guard Gap Monitor™ analyzes the data collected and identifies gaps to corresponding regulations creating an easy-to-understand actionable gap item. The Guard's robust remediation management tool highlights key ways to combat the issue and recommendations on how to resolve, assign, track and approve the tasks to an owner for resolution. The Guard provides a management system for this documentation by providing a complete Document Manager and Version Control System. As regulations are altered, organizations are able to easily update those specific policy areas. The Guard software includes template policies and procedures that will provide Organizations Name with a baseline for the required HIPAA documentation.

- Automatic analysis of data collected and identification of gaps to HIPAA, HITECH, RedHat and PCI regulations
- Easy-to-understand actionable gap item
- Remediation Manager highlights and recommends resolution
- Policy and Procedures Templates –Built in FREE
- Remediation Tasks assignment, tracking and approval
- Create your own custom rules, gaps & remediation plans

## INCIDENT TRACK™ MANAGEMENT

Incidents "happen"! Count on The Guard to provide you a simple tool that provides complete tracking and reporting. Incident Track provides Privacy/Security Officers a mechanism to track complaints that may surface in the course of business. Incident Track records any activity relating to the complaint in accordance with the HIPAA mandates. Once a complaint is recorded, The Guard will automatically generate a gap in the deficient area so you can quickly resolve your compliance issues.

- Simple to use remediation plans based on scope and scale of incident
- Complete tracking & reporting.

## BUSINESS ASSOCIATE MANAGEMENT

Business associates and their role in medicine today are crucial for any business. As the regulations continue to evolve having a simple to use comprehensive tool to manage, track and monitor is critical to attestation and avoidance of potential fines.



The Guard provides a centralized location for all Consent Forms, Authorization Forms, Business Associate Agreements, and other HIPAA-related business forms. These forms and agreements can be analyzed and recommendations provided as to how they can become HIPAA compliant. The Business Form Manager allows for review dates that will allow the Health Care Entity to effectively review Business Forms before the document becomes outdated.

- Auditing and ongoing Business Associate tracking, monitoring and reporting
- Contract Management
- Critical for illustrating your due diligence.

## DOCUMENT AND VERSION CONTROL MANAGEMENT

The Guard comes with a complete version control system, allowing you to track all changes to documents including expiration dates.

- Built in Policy and Procedure Templates
- Contract Management
- Compliance Documentation
- Complete management of all documentation types

## USES AND DISCLOSURE TRACKING

The final Privacy rule requires that individuals have a right to accounting of certain disclosures and covered entities are required to track disclosures of PHI. A comprehensive tracking mechanism must be in place to track other types of disclosures that do not have a paper trail. Organizations must track and account for uses and disclosures of PHI and develop retrieval and reporting methodologies to support responses from individuals. In the effort to continue to automate manual processes, CG has developed a HIPAA-compliant approach to Accounting of Disclosures of PHI.

## HIPAA HOTLINE

Part of your annual license to The Guard includes access to our staff of HIPAA and technical experts. Call 855 85 HIPAA, the team is available to answer your regulation and technical questions.

## THE COMPLIANCY GROUP SENTRY OR ENTERPRISE SOLUTION

The Guard allows you to self-audit with our award winning software and is perfect for organizations with or without compliance expertise in house. Utilize our award winning software to audit you and your business associates. The Guard software will identify gaps, and provide remediation and tracking tools for you to utilize.

Included are all of the features and benefits of The Guard solution listed

- EASY Audit™ Dashboard
- Audit Wizard (Self Audit Questionnaires)
- Gap Monitor and Remediation Management
- Incident Track™ Management
- Business Associate Management
- Document and Version Control Management
- Uses and Disclosure Tracking
- HIPAA Hotline

## PRICING

Description of Service	Total
<p><b>The Compliancy Group Enterprise Annual License</b></p> <p>Includes:</p> <ul style="list-style-type: none"> <li>• 1 Main location = \$3,000</li> <li>• Multiple or Large Locations               <ul style="list-style-type: none"> <li>○ Up to 24 Locations</li> <li>○ \$600 per additional Location</li> </ul> </li> <li>• 200 Users</li> <li>• 5 Administrators</li> <li>• 25 Business Associates</li> <li>• 4 HIPAA Helper Sessions               <ul style="list-style-type: none"> <li>○ \$800 Value</li> </ul> </li> <li>• Security Risk Analysis</li> <li>• PCI Audit</li> <li>• The Guard Seal of Compliance</li> <li>• The Guard Standard Features</li> </ul>	<p>\$ 4,800 per year</p> <p>Includes One(1) Main Location and Three(3) Additional Sites</p>

**All pricing good for 30 days from 6/26/2014**

## **100% of Clients surveyed "Would Refer The Guard to a Friend"**

For our latest testimonials please visit <http://compliance-group.com/testimonials/>

### **WHAT OUR CLIENTS ARE SAYING:**

"Training is easy to understand and comes with staff trainings to make the completion of HIPPA in the entire office easy."

***Danielle S. Hartland Eye Care***

"I was looking for an informed source that could help me keep track of all the regulations and information that I am being mandated to track. The Compliance Group (The Guard) was the right choice in helping me weed through the complicated mandates, allowing me to track employee education and create action plans and a guide to follow. They also provided me with an EDUCATED Compliance person to help guide me through the process. It was a "no brainer" and immediate decision for me to make. I believe we all want to be compliant but often the Government just bogs us down with RED TAPE and makes it impossible. The Compliance Group and The Guard was the answer I was looking for!"

***Lorrie C. Choctaw Family Medicine & Aesthetics***

"The privacy and security questionnaires really helped me to focus on the issues that we needed to address regarding HIPAA Compliance. Also the reporting feature is excellent!"

***Stuart W. Preferred Health Partners***

"We looked at all the options and The Guard did it all! We achieved HIPAA compliance quickly and easily."

***Jim O. Horizon Medical***

"The Guard was a real time saver and was so easy to use."

***Stephen M. Jupiter Medical Center***

## GIVING BACK TO THE COMMUNITY:

"Walters State Community College is grateful that The Compliancy Group donated the use of The Guard, their signature HIPAA compliance tracking solution, so that we can provide our students with real life experiences and training. The Guard, with its comprehensive structure, allows our students to learn HIPAA compliance at many different levels, Privacy Officer, Security Officer, or an over compassing Compliance Officer. The Guard allows our students to learn HIPAA regulations and how to apply them to a healthcare workplace. The Guard, combined with our curriculum, provides a better-prepared member for the healthcare compliance work force."

**Walters State Community College**

## FREE EDUCATION SERIES:

"There is always great information. I look forward to the next topic."

**Michael W.**

"The Webinar was informative well presented and advance copy of the slides was much appreciated. The Data on the slides are excellent for future reference and/or citing to C-Suites." **Gail A.**

"Very informative"

**Stacy K.**

## Jasper County Commission of Veteran Affairs

County Annex Bldg., 115 N 2<sup>nd</sup> Ave E. Newton, IA 50208  
Phone 1-641-792-7993 Fax 1-641-787-1302  
Commissioners: Marta Ford, Randy Wagner, and John Billingsley

14 July 2014

Subject: Annual Report FY14

1. Reduced total budget by 22% while assisting 12% more Veterans with county funds.
2. Enrolled 85 county residents for federal VA benefits not seen by this office prior.
3. Added 461 new Jasper County Veterans (from 804 to 1,257 of the 3,100 estimated in our county) into our records while assisting with enrollment into various county, state, and federal programs.
4. Established a partnership with RSVP (Retired Senior Volunteer Program) reducing transportation costs by more than 50% from last year (81% from the year prior), while increasing the overall availability of rides for Veterans.
5. Increased visibility into outlying cities with quarterly Veteran meetings hosted by our office within those local communities.
6. FY2013 federal VA benefits increased for Jasper County Veterans by 24% (2.7 million).  
Increase for Iowa: 20%  
Increase for federal: 19%

Attachments:

County Budget  
GDx Report printout FY12  
GDx Report printout FY13

  
Christopher Chartier  
Jasper County VSO

**Expenditure Status Report**

COUNTY OF JASPER  
 7/1/2013 through 6/30/2014

**0002 GENERAL SUPPLEMENTAL FUND**

Account Number	Adjusted Appropriation	Expenditures	Year-to-date Expenditures	Year-to-date Encumbrances	Balance	Prct Used
0002-21						
VETERANS AFFAIRS						
0002-21-3200						
ADMINISTRATION:						
0002-21-3200-000						
NON-DOT ACCOUNT						
0002-21-3200-000-11000						
FICA-COUNTY PORTION						
0002-21-3200-000-11000	3,487.00	3,427.98	3,427.98	0.00	59.02	98.31
FICA-COUNTY PORTION						
Total FICA-COUNTY PORTION	3,487.00	3,427.98	3,427.98	0.00	59.02	98.31
0002-21-3200-000-11100						
IPERS-COUNTY PORTION						
0002-21-3200-000-11100	4,070.00	4,049.28	4,049.28	0.00	20.72	99.49
IPERS-COUNTY PORTION						
Total IPERS-COUNTY PORTION	4,070.00	4,049.28	4,049.28	0.00	20.72	99.49
0002-21-3200-000-11300						
EMPLOYEE GROUP INSURANCE						
0002-21-3200-000-11300	14,809.00	15,759.49	15,759.49	0.00	-950.49	106.42
EMPLOYEE GROUP INSURANCE						
Total EMPLOYEE GROUP INSURANCE	14,809.00	15,759.49	15,759.49	0.00	-950.49	106.42
Total GENERAL SUPPLEMENTAL FUND	22,366.00	23,236.75	23,236.75	0.00	-870.75	103.89
<b>Grand Total</b>	139,021.00	131,386.14	131,386.14	0.00	7,634.86	94.51

- continued -

FY12 GEOGRAPHIC DISTRIBUTION OF VA EXPENDITURES (GDX)

IOWA

Expenditures in \$000s

County/ Congressional District	Veteran Population*	Total Expenditure	Compensation & Pension	Construction	Education & Vocational Rehabilitation/ Employment	Loan Guaranty#	General Operating Expenses	Insurance & Indemnities	Medical Care	Unique Patients**
ADAMS	375	\$ 1,230	\$ 514	\$ -	\$ 57	\$ -	\$ -	\$ 22	\$ 638	120
RINGGOLD	473	\$ 2,237	\$ 1,047	\$ -	\$ 62	\$ -	\$ -	\$ 2	\$ 1,126	140
OSCEOLA	540	\$ 1,707	\$ 662	\$ -	\$ 48	\$ -	\$ -	\$ 20	\$ 977	202
WAYNE	552	\$ 2,477	\$ 1,085	\$ -	\$ 79	\$ -	\$ -	\$ 56	\$ 1,257	168
AUDUBON	578	\$ 2,124	\$ 1,106	\$ -	\$ 134	\$ -	\$ -	\$ 44	\$ 840	168
DECATUR	605	\$ 3,068	\$ 1,477	\$ -	\$ 161	\$ -	\$ -	\$ 9	\$ 1,422	192
MONROE	618	\$ 4,556	\$ 1,959	\$ -	\$ 170	\$ -	\$ -	\$ 113	\$ 2,313	241
TAYLOR	625	\$ 2,998	\$ 1,771	\$ -	\$ 36	\$ -	\$ -	\$ 47	\$ 1,144	169
DAVIS	629	\$ 2,551	\$ 1,299	\$ -	\$ 143	\$ -	\$ -	\$ 2	\$ 1,107	198
LYON	643	\$ 3,769	\$ 1,333	\$ -	\$ 110	\$ -	\$ -	\$ 57	\$ 2,269	271
LUCAS	645	\$ 3,140	\$ 1,182	\$ -	\$ 107	\$ -	\$ -	\$ 9	\$ 1,842	268
CLARKE	656	\$ 4,754	\$ 2,002	\$ -	\$ 138	\$ -	\$ -	\$ 106	\$ 2,508	295
VAN BUREN	663	\$ 2,973	\$ 1,269	\$ -	\$ 107	\$ -	\$ -	\$ 3	\$ 1,594	229
WORTH	687	\$ 3,289	\$ 1,673	\$ -	\$ 183	\$ -	\$ -	\$ 82	\$ 1,351	277
IDA	697	\$ 2,162	\$ 1,220	\$ -	\$ 79	\$ -	\$ -	\$ 64	\$ 800	213
HOWARD	712	\$ 3,451	\$ 1,723	\$ -	\$ 150	\$ -	\$ -	\$ 59	\$ 1,519	331
ADAIR	743	\$ 2,863	\$ 1,035	\$ -	\$ 159	\$ -	\$ -	\$ 15	\$ 1,655	178
GREENE	748	\$ 3,417	\$ 1,178	\$ -	\$ 139	\$ -	\$ -	\$ 120	\$ 1,980	242
FREMONT	764	\$ 2,952	\$ 1,633	\$ -	\$ 149	\$ -	\$ -	\$ 13	\$ 1,157	180
PALO ALTO	809	\$ 4,002	\$ 2,147	\$ -	\$ 130	\$ -	\$ -	\$ 13	\$ 1,712	374
HUMBOLDT	817	\$ 2,753	\$ 1,287	\$ -	\$ 71	\$ -	\$ -	\$ 24	\$ 1,372	398
EMMET	821	\$ 3,570	\$ 1,440	\$ -	\$ 212	\$ -	\$ -	\$ 51	\$ 1,867	321
POCAHONTAS	824	\$ 3,139	\$ 1,474	\$ -	\$ 120	\$ -	\$ -	\$ 116	\$ 1,429	314
FRANKLIN	836	\$ 3,238	\$ 1,254	\$ -	\$ 117	\$ -	\$ -	\$ 30	\$ 1,837	309
WINNEBAGO	839	\$ 3,675	\$ 2,239	\$ -	\$ 223	\$ -	\$ -	\$ 20	\$ 1,193	313
LOUISA	846	\$ 3,465	\$ 1,203	\$ -	\$ 161	\$ -	\$ -	\$ 53	\$ 2,048	272
MITCHELL	869	\$ 3,472	\$ 1,985	\$ -	\$ 152	\$ -	\$ -	\$ 94	\$ 1,241	396
KEOKUK	881	\$ 4,245	\$ 1,772	\$ -	\$ 144	\$ -	\$ -	\$ 15	\$ 2,315	370
MONTGOMERY	895	\$ 5,209	\$ 2,407	\$ -	\$ 256	\$ -	\$ -	\$ 70	\$ 2,476	290
HANCOCK	928	\$ 3,720	\$ 1,753	\$ -	\$ 62	\$ -	\$ -	\$ 14	\$ 1,891	393
CHICKASAW	961	\$ 3,700	\$ 1,623	\$ -	\$ 187	\$ -	\$ -	\$ 117	\$ 1,774	384
GRUNDY	962	\$ 2,722	\$ 1,235	\$ -	\$ 139	\$ -	\$ -	\$ 116	\$ 1,232	275
CALHOUN	985	\$ 3,799	\$ 1,551	\$ -	\$ 155	\$ -	\$ -	\$ 30	\$ 2,063	372
SAC	996	\$ 3,907	\$ 2,173	\$ -	\$ 115	\$ -	\$ -	\$ 224	\$ 1,394	399
GUTHRIE	1,011	\$ 4,247	\$ 1,806	\$ -	\$ 204	\$ -	\$ -	\$ 50	\$ 2,187	321
APPANOOSE	1,018	\$ 5,928	\$ 3,019	\$ -	\$ 119	\$ -	\$ -	\$ 88	\$ 2,702	414
CHEROKEE	1,019	\$ 4,587	\$ 2,114	\$ -	\$ 120	\$ -	\$ -	\$ 95	\$ 2,258	400
MONONA	1,039	\$ 3,522	\$ 1,574	\$ -	\$ 156	\$ -	\$ -	\$ 59	\$ 1,733	262
WRIGHT	1,042	\$ 3,830	\$ 1,986	\$ -	\$ 91	\$ -	\$ -	\$ 87	\$ 1,666	415

- continued -



**FY12 GEOGRAPHIC DISTRIBUTION OF VA EXPENDITURES (GDY)**

**IOWA**

Expenditures in \$000s

County/ Congressional District	Veteran Population*	Total Expenditure	Compensation & Pension	Construction	Education & Vocational Rehabilitation/ Employment	Loan Guaranty#	General Operating Expenses	Insurance & Indemnities	Medical Care	Unique Patients**
O'BRIEN	1,065	\$ 5,299	\$ 2,306	\$ -	\$ 169	\$ -	\$ -	\$ -	\$ 2,661	447
UNION	1,073	\$ 5,216	\$ 2,072	\$ -	\$ 186	\$ -	\$ -	\$ -	\$ 2,846	350
MADISON	1,088	\$ 6,381	\$ 2,766	\$ -	\$ 326	\$ -	\$ -	\$ -	\$ 3,192	362
BUTLER	1,109	\$ 4,449	\$ 2,260	\$ -	\$ 141	\$ -	\$ -	\$ -	\$ 1,955	398
JEFFERSON	1,137	\$ 5,494	\$ 2,016	\$ -	\$ 345	\$ -	\$ -	\$ -	\$ 2,849	381
SHELBY	1,159	\$ 4,215	\$ 2,283	\$ -	\$ 157	\$ -	\$ -	\$ -	\$ 1,699	337
ALLAMAKEE	1,162	\$ 5,276	\$ 2,389	\$ -	\$ 116	\$ -	\$ -	\$ -	\$ 2,620	433
HAMILTON	1,166	\$ 5,652	\$ 2,701	\$ -	\$ 260	\$ -	\$ -	\$ -	\$ 2,654	497
CASS	1,209	\$ 5,062	\$ 2,687	\$ -	\$ 157	\$ -	\$ -	\$ -	\$ 2,180	380
DELAWARE	1,256	\$ 4,398	\$ 1,925	\$ -	\$ 160	\$ -	\$ -	\$ -	\$ 2,242	408
IOWA	1,264	\$ 4,993	\$ 2,058	\$ -	\$ 174	\$ -	\$ -	\$ -	\$ 2,702	380
WINNESHIEK	1,269	\$ 4,542	\$ 2,261	\$ -	\$ 276	\$ -	\$ -	\$ -	\$ 1,699	351
CRAWFORD	1,308	\$ 5,039	\$ 2,565	\$ -	\$ 117	\$ -	\$ -	\$ -	\$ 2,348	410
BUENA VISTA	1,318	\$ 4,500	\$ 2,254	\$ -	\$ 349	\$ -	\$ -	\$ -	\$ 1,603	519
MILLS	1,322	\$ 7,647	\$ 4,139	\$ -	\$ 927	\$ -	\$ -	\$ -	\$ 2,521	331
HARRISON	1,327	\$ 5,727	\$ 3,025	\$ -	\$ 236	\$ -	\$ -	\$ -	\$ 2,431	359
CLAY	1,331	\$ 5,805	\$ 2,325	\$ -	\$ 202	\$ -	\$ -	\$ -	\$ 3,022	566
KOSSUTH	1,333	\$ 4,705	\$ 1,945	\$ -	\$ 265	\$ -	\$ -	\$ -	\$ 2,372	621
FLOYD	1,354	\$ 5,583	\$ 2,924	\$ -	\$ 139	\$ -	\$ -	\$ -	\$ 2,425	558
DICKINSON	1,421	\$ 6,526	\$ 2,556	\$ -	\$ 83	\$ -	\$ -	\$ -	\$ 3,721	697
HENRY	1,432	\$ 8,122	\$ 3,565	\$ -	\$ 431	\$ -	\$ -	\$ -	\$ 4,081	485
POWESHIEK	1,451	\$ 5,364	\$ 1,999	\$ -	\$ 168	\$ -	\$ -	\$ -	\$ 3,095	404
PAGE	1,462	\$ 6,027	\$ 2,489	\$ -	\$ 265	\$ -	\$ -	\$ -	\$ 3,171	406
TAMA	1,475	\$ 5,885	\$ 2,749	\$ -	\$ 264	\$ -	\$ -	\$ -	\$ 2,689	496
FAYETTE	1,478	\$ 7,185	\$ 2,874	\$ -	\$ 633	\$ -	\$ -	\$ -	\$ 3,520	583
WASHINGTON	1,482	\$ 7,521	\$ 3,493	\$ -	\$ 231	\$ -	\$ -	\$ -	\$ 3,669	526
MAHASKA	1,517	\$ 6,786	\$ 3,118	\$ -	\$ 290	\$ -	\$ -	\$ -	\$ 3,327	491
CEDAR	1,548	\$ 5,154	\$ 1,728	\$ -	\$ 353	\$ -	\$ -	\$ -	\$ 2,879	440
CARROLL	1,560	\$ 5,478	\$ 2,432	\$ -	\$ 267	\$ -	\$ -	\$ -	\$ 2,283	595
HARDIN	1,604	\$ 5,235	\$ 2,442	\$ -	\$ 267	\$ -	\$ -	\$ -	\$ 2,486	525
SIoux	1,624	\$ 5,941	\$ 2,664	\$ -	\$ 274	\$ -	\$ -	\$ -	\$ 2,854	637
CLAYTON	1,632	\$ 6,274	\$ 2,737	\$ -	\$ 246	\$ -	\$ -	\$ -	\$ 3,219	577
BUCHANAN	1,632	\$ 5,328	\$ 2,515	\$ -	\$ 269	\$ -	\$ -	\$ -	\$ 2,412	425
BREMER	1,804	\$ 5,243	\$ 2,791	\$ -	\$ 449	\$ -	\$ -	\$ -	\$ 1,823	462
JACKSON	1,866	\$ 7,382	\$ 3,442	\$ -	\$ 393	\$ -	\$ -	\$ -	\$ 3,485	622
JONES	2,063	\$ 7,542	\$ 3,029	\$ -	\$ 303	\$ -	\$ -	\$ -	\$ 4,060	609
PLYMOUTH	2,153	\$ 5,770	\$ 2,467	\$ -	\$ 377	\$ -	\$ -	\$ -	\$ 2,825	641
BENTON	2,242	\$ 7,615	\$ 3,480	\$ -	\$ 417	\$ -	\$ -	\$ -	\$ 3,650	654

- continued -

FY12 GEOGRAPHIC DISTRIBUTION OF VA EXPENDITURES (GDX)

IOWA										
Expenditures in \$000s										
County/ Congressional District	Veteran Population*	Total Expenditure	Compensation & Pension	Construction	Education & Vocational Rehabilitation/ Employment	Loan Guaranty#	General Operating Expenses	Insurance & Indemnities	Medical Care	Unique Patients**
BOONE	2,282	\$ 7,375	\$ 3,135	\$ -	\$ 724	\$ -	\$ -	\$ 111	\$ 3,406	569
MARION	2,766	\$ 18,286	\$ 7,896	\$ -	\$ 483	\$ -	\$ -	\$ 209	\$ 9,698	929
JASPER	3,115	\$ 10,767	\$ 4,455	\$ -	\$ 511	\$ -	\$ -	\$ 125	\$ 5,676	779
MUSCATINE	3,170	\$ 10,291	\$ 3,879	\$ -	\$ 600	\$ -	\$ -	\$ 332	\$ 5,479	721
WAPELLO	3,250	\$ 13,636	\$ 5,219	\$ -	\$ 600	\$ -	\$ -	\$ 92	\$ 7,725	986
WEBSTER	3,293	\$ 12,833	\$ 5,790	\$ -	\$ 849	\$ -	\$ -	\$ 377	\$ 5,818	1,378
LEE	3,460	\$ 20,310	\$ 5,959	\$ -	\$ 508	\$ -	\$ -	\$ 164	\$ 5,671	829
CERRO GORDO	3,567	\$ 12,502	\$ 10,234	\$ -	\$ 762	\$ -	\$ -	\$ 411	\$ 9,104	1,710
WARREN	3,641	\$ 20,020	\$ 7,282	\$ -	\$ 1,727	\$ -	\$ -	\$ 164	\$ 10,847	1,158
DES MOINES	3,728	\$ 13,409	\$ 5,736	\$ -	\$ 781	\$ -	\$ -	\$ 368	\$ 6,524	975
MARSHALL	3,987	\$ 24,400	\$ 10,304	\$ -	\$ 741	\$ -	\$ -	\$ 171	\$ 13,185	1,466
DALLAS	4,226	\$ 13,755	\$ 4,938	\$ -	\$ 1,084	\$ -	\$ -	\$ 338	\$ 7,395	998
CLINTON	4,481	\$ 17,441	\$ 7,894	\$ -	\$ 2,491	\$ -	\$ -	\$ 197	\$ 6,858	1,301
STORY	5,556	\$ 15,472	\$ 6,696	\$ -	\$ 3,062	\$ -	\$ -	\$ 491	\$ 5,223	1,001
DUBUQUE	6,924	\$ 26,416	\$ 13,811	\$ -	\$ 1,932	\$ -	\$ -	\$ 372	\$ 10,301	2,391
JOHNSON	7,382	\$ 31,724	\$ 10,232	\$ -	\$ 4,423	\$ -	\$ -	\$ 783	\$ 16,286	1,812
POTTAWATTAMIE	8,032	\$ 42,325	\$ 20,650	\$ -	\$ 2,375	\$ -	\$ -	\$ 669	\$ 18,631	2,191
WOODBURY	8,286	\$ 27,268	\$ 11,313	\$ -	\$ 2,363	\$ -	\$ -	\$ 624	\$ 12,968	2,388
BLACK HAWK	10,638	\$ 32,236	\$ 16,289	\$ -	\$ 2,892	\$ -	\$ -	\$ 646	\$ 12,408	2,441
SCOTT	14,729	\$ 48,469	\$ 22,224	\$ -	\$ 5,297	\$ -	\$ -	\$ 1,022	\$ 19,926	3,354
LINN	18,131	\$ 57,233	\$ 25,048	\$ -	\$ 4,812	\$ -	\$ -	\$ 1,331	\$ 26,043	4,523
POLK	28,548	\$ 165,025	\$ 56,156	\$ 16	\$ 12,540	\$ -	\$ 10,315	\$ 2,341	\$ 83,659	8,550
<b>IOWA (Totals)</b>	<b>238,236</b>	<b>\$ 994,001</b>	<b>\$ 425,818</b>	<b>\$ 16</b>	<b>\$ 67,379</b>	<b>\$ -</b>	<b>\$ 10,315</b>	<b>\$ 18,484</b>	<b>\$ 471,990</b>	<b>71,887</b>
CONG. DIST (01)	49,612	\$ 172,364	\$ 81,794	\$ -	\$ 15,207	\$ -	\$ -	\$ 3,151	\$ 72,212	13,572
CONG. DIST (02)	48,428	\$ 182,300	\$ 74,756	\$ -	\$ 13,694	\$ -	\$ -	\$ 3,929	\$ 89,921	12,963
CONG. DIST (03)	45,483	\$ 239,383	\$ 88,047	\$ 8	\$ 15,405	\$ -	\$ 10,315	\$ 3,424	\$ 122,184	13,831
CONG. DIST (04)	47,406	\$ 200,794	\$ 89,129	\$ 8	\$ 12,590	\$ -	\$ -	\$ 3,738	\$ 95,329	16,469
CONG. DIST (05)	47,306	\$ 199,160	\$ 92,092	\$ -	\$ 10,482	\$ -	\$ -	\$ 4,242	\$ 92,344	15,052
<b>IOWA (Totals)</b>	<b>238,236</b>	<b>\$ 994,001</b>	<b>\$ 425,818</b>	<b>\$ 16</b>	<b>\$ 67,379</b>	<b>\$ -</b>	<b>\$ 10,315</b>	<b>\$ 18,484</b>	<b>\$ 471,990</b>	<b>71,887</b>

- continued -

**FY12 GEOGRAPHIC DISTRIBUTION OF VA EXPENDITURES (GDX)**

**IOWA**

Expenditures in \$000s

Country/ Congressional District	Veteran Population*	Total Expenditure	Compensation & Pension	Construction	Education & Vocational Rehabilitation/ Employment	Loan Guaranty#	General Operating Expenses	Insurance & Indemnities	Medical Care	Unique Patients**
<b>Notes:</b>										
* Veteran population estimates, as of September 30, 2012, are produced by the VA Office of the Actuary (VetPop 2011).										
# Prior to FY 08, "Loan Guaranty" expenditures were included in the Education & Vocational Rehabilitation and Employment (E&VRE) programs. Currently, all "Loan Guaranty" expenditures are attributed to Travis County, TX, where all Loan Guaranty payments are processed. VA will continue to improve data collection for future GDX reports to better distribute loan expenditures at the state, county and congressional district levels.										
** Unique patients are patients who received treatment at a VA health care facility. Data are provided by the Allocation Resource Center (ARC).										
Expenditure data sources: USASpending.gov for Compensation & Pension (C&P) and Education and Vocational Rehabilitation and Employment (E&VRE) Benefits; Veterans Benefits Administration Insurance Center for the Insurance costs; the VA Financial Management System (FMS) for Construction, Medical Research, General Operating Expenses, and certain C&P and Readjustment data; and the Allocation Resource Center (ARC) for Medical Care costs.										
1. Expenditures are rounded to the nearest thousand dollars. For example, \$500 to \$1,000 are rounded to \$1; \$0 to \$499 are rounded to \$0; and "\$ -" = 0 or no expenditures.										
2. The Compensation & Pension expenditures include dollars for the following programs: veterans' compensation for service-connected disabilities; dependency and indemnity compensation for service-connected deaths; veterans' pension for nonservice-connected disabilities; and burial and other benefits to veterans and their survivors.										
3. Medical Care expenditures include dollars for medical services, medical administration, facility maintenance, educational support, research support, and other overhead items. Medical Care expenditures do not include dollars for construction or other non-medical support.										
4. Medical Care expenditures are based on where patients live instead of where care is delivered.										

- continued -

FY13 GEOGRAPHIC DISTRIBUTION OF VA EXPENDITURES (GDX)

FY13 Summary of Expenditures by State  
Expenditures in \$000s

County/ Congressional District	Veteran Population*	Total Expenditure	Compensation & Pension	Construction	Education & Vocational Rehabilitation/ Employment	Loan Guaranty#	General Operating Expenses	Insurance & Indemnities	Medical Care	Unique Patients**
ADAMS	365	\$ 1,469	\$ 637	\$ -	\$ 37	\$ -	\$ -	\$ 58	\$ 737	117
RINGGOLD	459	\$ 1,810	\$ 923	\$ -	\$ 32	\$ -	\$ -	\$ 28	\$ 827	134
OSCEOLA	534	\$ 1,933	\$ 728	\$ -	\$ 53	\$ -	\$ -	\$ 66	\$ 1,085	192
WAYNE	537	\$ 2,621	\$ 1,229	\$ -	\$ 74	\$ -	\$ -	\$ 3	\$ 1,314	155
AUDUBON	560	\$ 2,807	\$ 1,339	\$ -	\$ 177	\$ -	\$ -	\$ 84	\$ 1,206	172
DECATUR	597	\$ 3,735	\$ 1,574	\$ -	\$ 135	\$ -	\$ -	\$ 6	\$ 2,020	198
MONROE	602	\$ 5,580	\$ 2,359	\$ -	\$ 221	\$ -	\$ -	\$ 38	\$ 2,963	246
TAYLOR	609	\$ 2,724	\$ 1,250	\$ -	\$ 54	\$ -	\$ -	\$ 48	\$ 1,372	166
DAVIS	617	\$ 2,850	\$ 1,548	\$ -	\$ 133	\$ -	\$ -	\$ 7	\$ 1,162	191
LYON	628	\$ 4,014	\$ 1,628	\$ -	\$ 139	\$ -	\$ -	\$ 78	\$ 2,169	248
LUCAS	633	\$ 3,617	\$ 1,397	\$ -	\$ 187	\$ -	\$ -	\$ 29	\$ 2,004	260
CLARKE	640	\$ 5,237	\$ 2,006	\$ -	\$ 132	\$ -	\$ -	\$ 17	\$ 3,081	312
VAN BUREN	646	\$ 3,747	\$ 1,580	\$ -	\$ 110	\$ -	\$ -	\$ 41	\$ 2,016	231
WORTH	674	\$ 3,867	\$ 1,907	\$ -	\$ 88	\$ -	\$ -	\$ 65	\$ 1,807	268
IDA	681	\$ 2,718	\$ 1,586	\$ -	\$ 77	\$ -	\$ -	\$ 63	\$ 992	207
HOWARD	693	\$ 4,265	\$ 1,957	\$ -	\$ 122	\$ -	\$ -	\$ 88	\$ 2,099	316
ADAIR	718	\$ 2,791	\$ 946	\$ -	\$ 137	\$ -	\$ -	\$ 20	\$ 1,688	180
GREENE	729	\$ 3,436	\$ 1,357	\$ -	\$ 124	\$ -	\$ -	\$ 209	\$ 1,747	239
FREMONT	760	\$ 3,647	\$ 1,997	\$ -	\$ 150	\$ -	\$ -	\$ 98	\$ 1,402	182
PALO ALTO	783	\$ 4,778	\$ 2,521	\$ -	\$ 200	\$ -	\$ -	\$ 9	\$ 2,047	361
EMMET	793	\$ 4,943	\$ 1,822	\$ -	\$ 220	\$ -	\$ -	\$ 78	\$ 2,824	322
HUMBOLDT	799	\$ 3,666	\$ 1,663	\$ -	\$ 78	\$ -	\$ -	\$ 58	\$ 1,867	394
POCAHONTAS	804	\$ 3,252	\$ 1,540	\$ -	\$ 107	\$ -	\$ -	\$ 62	\$ 1,542	314
FRANKLIN	812	\$ 3,688	\$ 1,608	\$ -	\$ 114	\$ -	\$ -	\$ 17	\$ 1,949	323
WINNEBAGO	819	\$ 4,841	\$ 2,496	\$ -	\$ 242	\$ -	\$ -	\$ 69	\$ 2,034	328
LOUISA	827	\$ 4,045	\$ 1,489	\$ -	\$ 107	\$ -	\$ -	\$ 35	\$ 2,414	267
MITCHELL	852	\$ 4,524	\$ 2,355	\$ -	\$ 173	\$ -	\$ -	\$ 91	\$ 1,905	386
KEOKUK	861	\$ 5,432	\$ 2,087	\$ -	\$ 211	\$ -	\$ -	\$ 50	\$ 3,085	370
MONTGOMERY	882	\$ 5,929	\$ 2,635	\$ -	\$ 205	\$ -	\$ -	\$ 92	\$ 2,997	282
HANCOCK	908	\$ 4,114	\$ 2,325	\$ -	\$ 78	\$ -	\$ -	\$ 51	\$ 1,660	389
CHICKASAW	938	\$ 4,435	\$ 1,996	\$ -	\$ 161	\$ -	\$ -	\$ 113	\$ 2,164	385
GRUNDY	945	\$ 3,552	\$ 1,665	\$ -	\$ 138	\$ -	\$ -	\$ 150	\$ 1,599	275
CALHOUN	959	\$ 4,625	\$ 1,732	\$ -	\$ 144	\$ -	\$ -	\$ 217	\$ 2,533	386
SAC	967	\$ 4,378	\$ 2,547	\$ -	\$ 80	\$ -	\$ -	\$ 93	\$ 1,659	395
APPANOOSE	987	\$ 7,045	\$ 3,399	\$ -	\$ 145	\$ -	\$ -	\$ 30	\$ 3,470	430
GUTHRIE	988	\$ 5,509	\$ 2,420	\$ -	\$ 263	\$ -	\$ -	\$ 42	\$ 2,783	333
CHEROKEE	992	\$ 5,036	\$ 2,625	\$ -	\$ 65	\$ -	\$ -	\$ 81	\$ 2,264	394
MONONA	1,015	\$ 5,202	\$ 1,798	\$ -	\$ 148	\$ -	\$ -	\$ 152	\$ 3,104	259
WRIGHT	1,015	\$ 4,349	\$ 2,196	\$ -	\$ 160	\$ -	\$ -	\$ 102	\$ 1,890	413

- continued -

**FY13 GEOGRAPHIC DISTRIBUTION OF VA EXPENDITURES (GDX)**

FY13 Summary of Expenditures by State  
Expenditures in \$000s

County/ Congressional District	Veteran Population*	Total Expenditure	Compensation & Pension	Construction	Education & Vocational Rehabilitation/ Employment	Loan Guaranty#	General Operating Expenses	Insurance & Indemnities	Medical Care	Unique Patients**
O'BRIEN	1,040	\$ 5,912	\$ 2,483	\$ -	\$ 229	\$ -	\$ -	\$ -	\$ 3,091	433
UNION	1,063	\$ 5,964	\$ 2,392	\$ -	\$ 194	\$ -	\$ -	\$ -	\$ 3,343	358
MADISON	1,083	\$ 7,857	\$ 3,055	\$ -	\$ 285	\$ -	\$ -	\$ -	\$ 4,446	386
BUTLER	1,087	\$ 5,480	\$ 2,722	\$ -	\$ 265	\$ -	\$ -	\$ -	\$ 2,477	394
JEFFERSON	1,121	\$ 6,227	\$ 2,506	\$ -	\$ 277	\$ -	\$ -	\$ -	\$ 3,368	387
SHELBY	1,129	\$ 5,454	\$ 2,518	\$ -	\$ 113	\$ -	\$ -	\$ -	\$ 2,715	354
HAMILTON	1,130	\$ 6,491	\$ 3,135	\$ -	\$ 329	\$ -	\$ -	\$ -	\$ 2,917	488
ALLAMAKEYE	1,136	\$ 6,259	\$ 2,893	\$ -	\$ 123	\$ -	\$ -	\$ -	\$ 3,186	446
CASS	1,188	\$ 6,023	\$ 3,032	\$ -	\$ 185	\$ -	\$ -	\$ -	\$ 2,722	377
WINNESHIEK	1,239	\$ 5,087	\$ 2,534	\$ -	\$ 386	\$ -	\$ -	\$ -	\$ 2,020	384
DELAWARE	1,245	\$ 4,614	\$ 2,186	\$ -	\$ 166	\$ -	\$ -	\$ -	\$ 2,050	384
IOWA	1,245	\$ 6,534	\$ 2,507	\$ -	\$ 185	\$ -	\$ -	\$ -	\$ 3,595	377
BUENA VISTA	1,273	\$ 5,092	\$ 2,621	\$ -	\$ 353	\$ -	\$ -	\$ -	\$ 2,010	505
CRAWFORD	1,288	\$ 6,200	\$ 2,806	\$ -	\$ 111	\$ -	\$ -	\$ -	\$ 3,251	411
CLAY	1,302	\$ 6,645	\$ 2,724	\$ -	\$ 245	\$ -	\$ -	\$ -	\$ 3,571	539
KOSSUTH	1,305	\$ 5,590	\$ 2,473	\$ -	\$ 246	\$ -	\$ -	\$ -	\$ 2,820	611
MILLS	1,306	\$ 9,012	\$ 4,882	\$ -	\$ 645	\$ -	\$ -	\$ -	\$ 3,348	339
HARRISON	1,308	\$ 6,762	\$ 3,540	\$ -	\$ 183	\$ -	\$ -	\$ -	\$ 2,930	354
FLOYD	1,320	\$ 7,182	\$ 3,613	\$ -	\$ 150	\$ -	\$ -	\$ -	\$ 3,333	547
DICKINSON	1,380	\$ 7,690	\$ 3,197	\$ -	\$ 177	\$ -	\$ -	\$ -	\$ 4,069	681
HENRY	1,406	\$ 9,357	\$ 3,981	\$ -	\$ 616	\$ -	\$ -	\$ -	\$ 4,623	495
POWESHIEK	1,417	\$ 6,119	\$ 2,431	\$ -	\$ 204	\$ -	\$ -	\$ -	\$ 3,281	385
PAGE	1,429	\$ 7,062	\$ 3,073	\$ -	\$ 175	\$ -	\$ -	\$ -	\$ 3,746	418
FAYETTE	1,442	\$ 9,420	\$ 3,184	\$ -	\$ 806	\$ -	\$ -	\$ -	\$ 5,321	578
TAMA	1,449	\$ 6,933	\$ 2,988	\$ -	\$ 236	\$ -	\$ -	\$ -	\$ 3,640	483
WASHINGTON	1,462	\$ 9,318	\$ 3,846	\$ -	\$ 351	\$ -	\$ -	\$ -	\$ 4,788	526
MAHASKA	1,482	\$ 8,312	\$ 3,748	\$ -	\$ 463	\$ -	\$ -	\$ -	\$ 4,050	501
CARROLL	1,517	\$ 6,207	\$ 2,937	\$ -	\$ 263	\$ -	\$ -	\$ -	\$ 2,868	624
CEDAR	1,521	\$ 5,852	\$ 2,127	\$ -	\$ 300	\$ -	\$ -	\$ -	\$ 3,385	448
HARDIN	1,569	\$ 7,338	\$ 3,476	\$ -	\$ 353	\$ -	\$ -	\$ -	\$ 3,396	531
SIOUX	1,578	\$ 6,707	\$ 3,054	\$ -	\$ 290	\$ -	\$ -	\$ -	\$ 3,211	627
CLAYTON	1,592	\$ 7,670	\$ 3,071	\$ -	\$ 242	\$ -	\$ -	\$ -	\$ 4,140	564
BUCHANAN	1,603	\$ 6,088	\$ 2,770	\$ -	\$ 340	\$ -	\$ -	\$ -	\$ 2,881	424
BREMER	1,765	\$ 6,829	\$ 3,640	\$ -	\$ 346	\$ -	\$ -	\$ -	\$ 2,678	462
JACKSON	1,826	\$ 8,363	\$ 3,820	\$ -	\$ 359	\$ -	\$ -	\$ -	\$ 3,994	597
JONES	2,050	\$ 9,182	\$ 3,446	\$ -	\$ 253	\$ -	\$ -	\$ -	\$ 5,418	604
PLYMOUTH	2,102	\$ 7,196	\$ 2,541	\$ -	\$ 362	\$ -	\$ -	\$ -	\$ 4,183	637
BENTON	2,216	\$ 8,748	\$ 3,998	\$ -	\$ 372	\$ -	\$ -	\$ -	\$ 4,260	662

- continued -

**FY13 GEOGRAPHIC DISTRIBUTION OF VA EXPENDITURES (GDX)**

FY13 Summary of Expenditures by State  
Expenditures in \$000s

County/ Congressional District	Veteran Population*	Total Expenditure	Compensation & Pension	Construction	Education & Vocational Rehabilitation/ Employment	Loan Guaranty#	General Operating Expenses	Insurance & Indemnities	Medical Care	Unique Patients**
BOONE	2,239	\$ 9,408	\$ 4,120	\$ -	\$ 721	\$ -	\$ -	\$ 196	\$ 4,371	581
MARION	2,709	\$ 20,286	\$ 8,634	\$ -	\$ 638	\$ -	\$ -	\$ 82	\$ 10,932	938
JASPER	3,066	\$ 13,421	\$ 5,580	\$ -	\$ 524	\$ -	\$ -	\$ 337	\$ 6,980	799
MUSCATINE	3,112	\$ 13,265	\$ 5,284	\$ -	\$ 623	\$ -	\$ -	\$ 193	\$ 7,164	748
WAPELLO	3,173	\$ 15,664	\$ 6,340	\$ -	\$ 731	\$ -	\$ -	\$ 122	\$ 8,471	959
WEBSTER	3,225	\$ 14,301	\$ 6,650	\$ -	\$ 891	\$ -	\$ -	\$ 230	\$ 6,531	1,349
LEE	3,382	\$ 14,837	\$ 7,067	\$ 50	\$ 647	\$ -	\$ -	\$ 116	\$ 6,957	865
CERRO GORDO	3,469	\$ 24,014	\$ 11,878	\$ -	\$ 859	\$ -	\$ -	\$ 613	\$ 10,665	1,698
WARREN	3,600	\$ 21,076	\$ 8,968	\$ -	\$ 1,754	\$ -	\$ -	\$ 146	\$ 10,308	1,178
DES MOINES	3,651	\$ 16,474	\$ 7,220	\$ -	\$ 686	\$ -	\$ -	\$ 384	\$ 8,184	984
MARSHALL	3,892	\$ 30,971	\$ 12,468	\$ -	\$ 572	\$ -	\$ -	\$ 288	\$ 17,643	1,390
DALLAS	4,220	\$ 17,605	\$ 6,719	\$ -	\$ 1,084	\$ -	\$ -	\$ 325	\$ 9,477	1,054
CLINTON	4,405	\$ 19,934	\$ 8,623	\$ -	\$ 2,906	\$ -	\$ -	\$ 518	\$ 7,886	1,311
STORY	5,521	\$ 19,419	\$ 8,444	\$ -	\$ 3,077	\$ -	\$ -	\$ 480	\$ 7,418	1,035
DUBUQUE	6,787	\$ 34,085	\$ 17,139	\$ -	\$ 2,514	\$ -	\$ -	\$ 593	\$ 13,839	2,389
JOHNSON	7,298	\$ 38,861	\$ 12,041	\$ -	\$ 4,932	\$ -	\$ -	\$ 804	\$ 21,083	1,826
POTTAWATTAMIE	7,897	\$ 50,405	\$ 22,797	\$ -	\$ 2,631	\$ -	\$ -	\$ 621	\$ 24,357	2,280
WOODBURY	8,148	\$ 31,663	\$ 14,208	\$ -	\$ 2,704	\$ -	\$ -	\$ 593	\$ 14,157	2,320
BLACK HAWK	10,392	\$ 38,598	\$ 19,434	\$ -	\$ 3,096	\$ -	\$ -	\$ 628	\$ 15,440	2,442
SCOTT	14,535	\$ 59,317	\$ 26,831	\$ -	\$ 6,684	\$ -	\$ -	\$ 981	\$ 24,821	3,400
LINN	17,837	\$ 70,221	\$ 29,744	\$ -	\$ 5,166	\$ -	\$ -	\$ 1,182	\$ 34,128	4,603
POLK	28,021	\$ 200,078	\$ 68,696	\$ 29	\$ 14,238	\$ -	\$ 10,585	\$ 2,296	\$ 104,233	8,701
<b>IOWA (Totals)</b>	<b>233,815</b>	<b>\$ 1,192,889</b>	<b>\$ 505,601</b>	<b>\$ 79</b>	<b>\$ 74,079</b>	<b>\$ -</b>	<b>\$ 10,585</b>	<b>\$ 18,891</b>	<b>\$ 583,653</b>	<b>72,191</b>
CONG. DIST (01)	61,352	\$ 278,356	\$ 124,458	\$ -	\$ 15,749	\$ -	\$ -	\$ 4,838	\$ 133,310	18,141
CONG. DIST (02)	59,272	\$ 295,057	\$ 122,509	\$ 50	\$ 21,834	\$ -	\$ -	\$ 4,427	\$ 146,236	16,849
CONG. DIST (03)	54,576	\$ 348,964	\$ 134,325	\$ 29	\$ 22,070	\$ -	\$ 10,585	\$ 4,164	\$ 177,790	16,486
CONG. DIST (04)	58,614	\$ 270,513	\$ 124,309	\$ -	\$ 14,426	\$ -	\$ -	\$ 5,461	\$ 126,317	20,715
<b>IOWA (Totals)</b>	<b>233,815</b>	<b>\$ 1,192,889</b>	<b>\$ 505,601</b>	<b>\$ 79</b>	<b>\$ 74,079</b>	<b>\$ -</b>	<b>\$ 10,585</b>	<b>\$ 18,891</b>	<b>\$ 583,653</b>	<b>72,191</b>


- continued -

# FY13 GEOGRAPHIC DISTRIBUTION OF VA EXPENDITURES (GDX)

## FY13 Summary of Expenditures by State Expenditures in \$000s

County/ Congressional District	Veteran Population*	Total Expenditure	Compensation & Pension	Construction	Education & Vocational Rehabilitation/ Employment	Loan Guaranty#	General Operating Expenses	Insurance & Indemnities	Medical Care	Unique Patients**
<b>Notes:</b> * Veteran population estimates, as of September 30, 2013, are produced by the VA Office of the Actuary (VetPop 2011). # Prior to FY 08, "Loan Guaranty" expenditures were included in the Education & Vocational Rehabilitation and Employment (E&VRE) programs. Currently, all "Loan Guaranty" expenditures are attributed to Travis County, TX, where all Loan Guaranty payments are processed. VA will continue to improve data collection for future GDX reports to better distribute loan expenditures at the state, county and congressional district levels. ** Unique patients are patients who received treatment at a VA health care facility. Data are provided by the Allocation Resource Center (ARC). Expenditure data sources: USA Spending.gov for Compensation & Pension (C&P) and Education and Vocational Rehabilitation and Employment (EVRE) Benefits; Veterans Benefits Administration Insurance Center for the Insurance costs; the VA Financial Management System (FMS) for Construction, Medical Research, General Operating Expenses, and certain C&P and Readjustment data; and the Allocation Resource Center (ARC) for Medical Care costs. 1. Expenditures are rounded to the nearest thousand dollars. For example, \$500 to \$1,000 are rounded to \$1; \$0 to \$499 are rounded to \$0; and "\$-" = 0 or no expenditures. 2. The Compensation & Pension expenditures include dollars for the following programs: veterans' compensation for service-connected disabilities; dependency and indemnity compensation for service-connected deaths; veterans' pension for nonservice-connected disabilities; and burial and other benefits to veterans and their survivors. 3. Medical Care expenditures include dollars for medical services, medical administration, facility maintenance, educational support, research support, and other overhead items. Medical Care expenditures do not include dollars for construction or other non-medical support. 4. Medical Care expenditures are based on where patients live instead of where care is delivered. 5. A star symbol (*) in the Unique Patients column denotes that there were less than 10 Unique Patients.										

# Jasper County, Iowa



**Joe Brock**

**Denny Carpenter**

**Dennis Stevenson**

**Board of Supervisors**

**Courthouse**

**PO Box 944**

**Newton IA 50208**

**Phone 641-792-7016**

**Fax 641-792-1053**

July 18, 2014

To whom it may concern,

The Jasper County Board of Supervisors has agreed to engage in the US Communities Government Purchasing Alliance. This contract contains contracted pricing through Ricoh USA, as well as several other preferred vendors. Ricoh USA has also agreed to lower any of the pre-negotiated prices an additional 5% for all entities within Jasper County, for any items offered by Ricoh USA.

The US Communities contract contains pre-negotiated prices with several preferred vendors, which allows its members to alleviate the RFP (Request for Pricing) and bidding cycle, and purchase items at the lowest available price. We, at the Jasper County Board of Supervisors, feel that removing this process and using the US Communities contract will provide enhanced saving to the tax payers of Jasper County. We encourage all county entities to utilize this contract to its fullest extent.

The contract number in place for Jasper County is: \_\_\_\_\_.

Please see [www.USCommunities.org](http://www.USCommunities.org) for more information on the list of preferred vendors.

Sincerely,

\_\_\_\_\_, Joe Brock, Jasper County Supervisor

\_\_\_\_\_, Denny Stevenson, Jasper County Supervisor

\_\_\_\_\_, Denny Carpenter, Jasper County Supervisor

Attest:

\_\_\_\_\_, Dennis Parrott, Jasper County Auditor





# FIREWORKS PERMIT

I, MIKE HERBOLD, do request a fireworks permit for the following date 8-29-14 / 9-3-14, at the following address 4544 W. 66<sup>th</sup> ST S

NEWTON

Name of Event RELATED 4<sup>th</sup> OF JULY CELEBRATION

The following person will have possession of and will discharge the fireworks

MIKE HERBOLD  
(Name of person discharging fireworks)

2014 JUL 17 PM 2:12  
JENNIS K. PARROTT  
JASPER COUNTY AUDITOR

\*\*\*\*\*

Approved by Jasper County Board of Supervisors

\_\_\_\_\_  
(Signature-Board Chairperson)

\_\_\_\_\_  
(Date)

# INDEMNIFICATION AGREEMENT

That MIKE HERBOLD for and in consideration of the issuance by the Jasper County Board of Supervisors of a fireworks permit for the following event RELATED 4<sup>th</sup> CELEBRATION

to be held on the following date 8-29-14 / 9-3-14,

does hereby agree to hold harmless and indemnify Jasper County, its Officers, agents and employees from all manner of actions and causes of actions, claims and demands of every kind and nature whatsoever which may arise as a result of the

applicant MIKE HERBOLD possessing and using fireworks

for the following event \_\_\_\_\_,

on the following date 8-29-14 / 9-3-14,

Address 4544 W. 60<sup>th</sup> ST S

City and State NEWTON, IA

e-mail address \_\_\_\_\_

Signature 

Date of Application 7-17-14

Tuesday, July 15, 2014 the Jasper County Board of Supervisors met in regular session at 9:30 a.m. with Supervisors Brock, Stevenson and Carpenter present and accounted for; Chairman Brock presiding.

Motion by Carpenter, seconded by Stevenson to amend the agenda to include the appointment of Ryan Engle as Deputy Sheriff.

YEA: STEVENSON, CARPENTER, BROCK

Motion by Stevenson, seconded by Carpenter to approve the Sheriff's Amended Quarterly Report for the period ending March 31, 2014 and the Sheriff's Quarterly Report ending June 30, 2014.

YEA: CARPENTER, STEVENSON, BROCK

Motion by Carpenter, seconded by Stevenson to approve the Sheriff's Yearly Report ending June 30, 2014.

YEA: STEVENSON, CARPENTER, BROCK

Motion by Carpenter, seconded by Stevenson to approve the appointments of Vance Weltha and Amy Baldus as Reserve Sheriff's Deputies, commission to expire December 31, 2016.

YEA: STEVENSON, CARPENTER, BROCK

Motion by Stevenson, seconded by Carpenter to approve the appointment of Ryan Engle as Deputy Sheriff, commission to expire December 31, 2016.

YEA: CARPENTER, STEVENSON, BROCK

Sheriff Halferty discussed the lightning strike at the Jasper County Law Enforcement Center.

Engineer Russ Stutt asked the Board to approve the purchase of a Final Pass Compactor that would attach to a motor grader. The compactor cuts down on the amount of dust from the gravel.

Motion by Stevenson, seconded by Carpenter to approve the purchase of a Final Pass Compactor from Bulldogger Services Inc., for the price of \$27,900.00.

YEA: CARPENTER, STEVENSON, BROCK

Motion by Stevenson, seconded by Carpenter to approve the Recorder's Monthly Report of Fees Collected for the period beginning June 1, 2014 and ending June 30, 2014.

YEA: CARPENTER, STEVENSON, BROCK

Motion by Carpenter, seconded by Stevenson to approve Board of Supervisors minutes for July 8, 2014.

YEA: STEVENSON, CARPENTER, BROCK

There were no Board appointments.

Zoning Administrator Larry Ryan told the Supervisors that the County had taken in \$66,000 in building permit fees for last year which was the 3<sup>rd</sup> busiest year since building codes were put in place in 2003.

Motion by Carpenter, seconded by Stevenson to adjourn the Tuesday, July 15, 2014 Board of Supervisors meeting.

YEA: STEVENSON, CARPENTER, BROCK

---

Dennis Parrott, Auditor

---

Joe Brock, Chairman