


Jasper County, Iowa

Joe Brock

Denny Carpenter

Dennis Stevenson



**Board of Supervisors
Courthouse
PO Box 944
Newton IA 50208
Phone 641-792-7016
Fax 641-792-1053**

JASPER COUNTY BOARD OF SUPERVISORS AGENDA

www.co.jasper.ia.us

February 3, 2015

9:30 a.m.

- Item 1 Newton Main Street – Andrew Bassman**
 - a) Approve use of North and West sides of Courthouse square for Farmers' Market
June – September

- Item 2 RRACAP – Amy Hansen**
 - a) Approve continued support of allowing office space rent free

- Item 3 Engineer – Russ Stutt**
 - a) Resolution setting date and time for 5 year program
(Recommended date is 2/24/2015 at 1:00p.m.)

- Item 4 Treasurer – Doug Bishop**
 - a) Treasurer's Monthly Report for December, 2014
 - b) Abatement of junked mobile home taxes
 - c) Suspension of taxes per DHS approval
 - d) Treasurer's Semi-Annual Report for July 1, 2014 – December 31, 2014

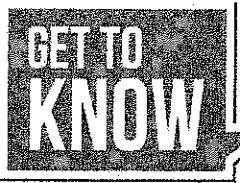
- Item 5 Auditor – Dennis Parrott**
 - a) FY 2014 Cost Allocation Plan

- Item 6 Approve Appropriation Resolution for FY14-15**

- Item 7 Approval of Board of Supervisors minutes for 1/27/2015**

- Item 8 Board Appointments**

PUBLIC INPUT & COMMENTS



Newton

MAIN STREET PARTNERSHIP

Jasper County Board of Supervisors,

Newton Main Street would like to bring the farmers' market back downtown. We are asking the County for use of the north and west side of the courthouse square lawn from 4:00 pm to 6:00 pm (the state requires a market to be open for two straight hours) on Tuesdays from June 2 to Sept. 29.

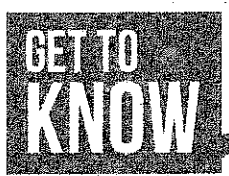
The Centre for Arts and Artists ran the farmers' market last year at its location on W. 3rd St. N. The Centre adopted the farmers' market after it was discontinued downtown and in danger of disappearing. The Centre's Board has approved allowing Newton Main Street to run the market and return it to downtown, and will advise Newton Main Street in its first year of overseeing the market. Newton Main Street, with its pool of volunteers, will have the wherewithal to manage the event.

Last year, the market had 11 full-time and 6 part-time vendors, and we hope to retain the majority if not all of those vendors. Many of the vendors own tents (10 ft. x 10 ft.), so the vendor booths would spill over onto the lawn, with customers using sidewalks (which are 8 feet wide) to access the booths. There were a couple of full-time vendors last year that sold their products out of the back of trucks. For this reason, and the disruptive nature of cars pulling in and out of parking spaces adjacent to a pedestrian-oriented event, we are asking to block off the parking spaces on the north half of the west side of the square, and the west half of the north side square (approx. 20 parking spaces in total) in advance and during the market.

Newton Main Street has asked the business owners on the north and west side of the square if they would object to locating the market on the square. Only one business had a potential conflict—ensuring delivery drivers can get in and out, and we are working to accommodate their needs.

Newton Main Street will be willing to use its general liability insurance to cover the event, if needed. As for vendors, last year, most of the vendors had individual coverage for their operation, and Newton Main Street would require vendors to carry their own insurance. Newton Main Street is working with the County Attorney to ensure County insurance requirements will be met.

- continued -



Newton

MAIN STREET PARTNERSHIP

Newton Main Street believes that the farmers' market will benefit from the increased visibility of the courthouse square—the average daily traffic count along 1st Ave. W. through downtown is nearly 10,000 vehicles per day, one of the busiest roads in town. We also believe downtown and downtown businesses will benefit—bringing more people downtown, promoting downtown as a gathering place and friendly place to visit, and increasing exposure for downtown businesses.

Newton Main Street is open to suggestions for how to make the event run as smoothly as possible while still respecting the daily activities of the County, the City, and downtown business owners, building owners and residents. We will do our best to accommodate any concerns expressed by the Board of Supervisors and others involved. Thank you for your time and consideration.

Respectfully,
Andrew J. Bassman
Executive Director,
Newton Main Street Partnership

Red Rock Area Community Action Program, Inc.

1009 S. Jefferson, Ste. 2, Indianola, IA 50125
Phone: 515-961-6271 Fax: 515-961-6274

Serving Low-Income Residents in Five Counties: Boone – Jasper – Marion – Rural Polk – Warren

John Wilson - Interim Director

January 2015

TO: JASPER COUNTY BOARD OF SUPERVISORS

RRACAP is seeking your financial support for the fiscal year commencing in July 2015. We appreciate your past support and need your continued participation so that necessary services can be provided to low-income residents of Jasper County.

RRACAP served 2900 individuals in 1194 households in Jasper County during fiscal year 2014

The space granted to us by the county is conveniently located, and we appreciate the fact that we don't have to pay rent.

Rather than ask for monetary support, we request that you continue allowing us to use this space rent free. Our staff in Jasper County works very hard to meet the needs of the residents of your county. Please help us in our efforts.

Thank you again for your support in the past and the opportunity to present this request.

Sincerely,

Amy Hansen
Red Rock Area Community Action Program, Inc.
Jasper County Coordinator

RRACAP, INC.

Boone County: 606 Greene St., Boone, IA 50036; 515-432-5052
Jasper County: 115 N. 2nd Ave. E., Ste. A, Newton, IA 50208; 641-792-3008
Marion County: 3014 E. Main, PO Box 719, Knoxville, IA 50138; 641-842-6571
Rural Polk County: 406 SW School St., Suite 201, Ankeny, IA 50023-3062; 515-965-0433
Warren County: 1009 S. Jefferson, Suite 1, Indianola, IA 50125; 515-961-2543
West Des Moines Human Services: 139 6th St., West Des Moines, IA; 50265; 515-222-3660

RRACAP works to eliminate poverty through empowering vulnerable populations, building collaborations and advocating for social change.

- continued -

WHY SHOULD JASPER COUNTY SUPPORT RRACAP?

Space Costs for the RRACAP/Jasper County Center are a major priority for the delivery of services in Jasper County.

Services provided by the staff are listed on the attached program sheet and include Low Income Home Energy Assistance Program, Homeless Assistance and Emergency Utility Assistance. Staff also works to help clients apply for Rent Rebate, Food Stamps and reduced-priced garbage collection. Our staff works to help clients attain and maintain some level of self-sufficiency.

RRACAP/Jasper County employs one full-time county coordinator and one part-time clerical outreach worker.

We are very grateful for the space provided by the county.

Our presence in Jasper County is vital to the low-income population. Our staff is dedicated to assuring that no one who needs fuel or shelter should have to do without. We ask that you support our efforts to provide efficient, effective service to a population that is dependent on our ability to ease their hardship. Combining resources within our county is the best way to insure that the needs of all are met and nobody is left out in the cold.

Thank you very much for your consideration of our request.

JASPER COUNTY FY2014
EXPENDITURES

ADMINISTRATION

| | | |
|----------------------------|-------------------|-------------|
| Salaries & Fringe Benefits | \$61,691.00 | |
| Space Costs | \$0.00 | |
| Consumable Supplies | \$2,240.00 | |
| Telephone | \$2,071.00 | |
| Travel | \$531.00 | |
| Printing & Postage | \$549.00 | |
| Misc. | <u>\$1,000.00</u> | \$68,082.00 |

| | | |
|------------------------------|-------------------|---------------|
| LIHEAP | \$456,619.72 | |
| ECIP Additiona Fuel | \$11,103.12 | |
| ECIP Furnace Replace/Repair | \$1,937.20 | |
| ECIP Reconnect | \$3,409.00 | |
| ECIP Service Continuity | \$21,272.10 | |
| Embrace Iowa | \$3,081.06 | |
| Local Emergency Funds | \$318.00 | |
| Food Vouchers | \$44.75 | |
| Customer Contributions | \$65,774.00 | |
| Red Rock Area Youth Services | \$1,891.00 | |
| IDA | <u>\$8,200.00</u> | \$ 641,731.53 |

Total **\$709,813.53**

PLUS

| | |
|-------------------------------|--------------|
| Weatherzation (FY14) 12 homes | \$118,415.38 |
|-------------------------------|--------------|

CSBG Client Characteristics

09-30-2013 thru 10-01-2014

Program:

COS: Jasper
City: All

COR: Jasper
Zip: All

- A. Total unduplicated number of persons for whom characteristics were obtained
- B. Total unduplicated number of persons for whom characteristics were not obtained
- C. Total unduplicated number of families for whom characteristics were obtained
- D. Total unduplicated number of families for whom characteristics were not obtained

| Year to Date | |
|--------------|------|
| | 2900 |
| | |
| | 1194 |
| | |

- 1. Gender (Ind)
 - a. Male
 - b. Female
 - c. Unknown/Not Reported

| Year to Date* % | |
|-----------------|-------|
| 1246 | 42.97 |
| 1654 | 57.03 |
| 0 | |

- 2. Age (Ind)

- a. 0-3
- b. 4-5
- c. 6-11
- d. 12-17
- e. 18-23
- f. 24-34
- g. 35-44
- h. 45-54
- i. 55-69
- j. 70+
- k. Unknown/Not Reported

| Year to Date* % | |
|-----------------|-------|
| 251 | 8.66 |
| 143 | 4.93 |
| 417 | 14.38 |
| 340 | 11.72 |
| 190 | 6.55 |
| 392 | 13.52 |
| 332 | 11.45 |
| 319 | 11.00 |
| 338 | 11.66 |
| 178 | 6.14 |
| 0 | - |

- 3. Ethnicity (Ind)

- a. Hispanic or Latino
- b. Not Hispanic or Latino
- c. Unknown/Not Reported

| Year to Date* % | |
|-----------------|-------|
| 100 | 3.45 |
| 2800 | 96.55 |
| 0 | - |

- 4. Race (Ind)

- a. Black or African American
- b. White
- c. American Indian or Alaskan Native
- d. Asian
- e. Native Hawaiian or Pacific Islander
- f. Multi-race (any 2 or more of above)
- g. Other
- h. Unknown/Not Reported

| Year to Date* % | |
|-----------------|-------|
| 111 | 3.83 |
| 2646 | 91.24 |
| 18 | 0.62 |
| 9 | 0.31 |
| 4 | 0.14 |
| 83 | 2.86 |
| 29 | 1.00 |
| 0 | - |

- 5. Education (age 24+) (Ind)

- a. 0-8th grade
- b. 9th-12th grade/non-graduate
- c. high school grad/GED
- d. 12+ some post secondary
- e. 2 or 4 yr college graduate
- f. Unknown/Not Reported

| Year to Date** % | |
|------------------|-------|
| 5 | 0.32 |
| 288 | 18.47 |
| 836 | 53.82 |
| 261 | 16.74 |
| 169 | 10.84 |
| 0 | - |

- 6. Other Characteristics (Ind)

- a. No Health Insurance
- b. Disabled
- c. Veteran

| Year to Date % | |
|----------------|-------|
| 404 | 13.93 |
| 556 | 19.17 |
| 105 | 3.62 |

- 7. Family Type (HH)

- a. Single parent/female
- b. Single parent/male
- c. Two-parent household
- d. Single person
- e. Two adults/no children
- f. Other
- g. Unknown/Not Reported

| Year to Date*** % | |
|-------------------|-------|
| 240 | 20.10 |
| 34 | 2.85 |
| 225 | 18.84 |
| 454 | 38.02 |
| 174 | 14.57 |
| 67 | 5.61 |
| 0 | |

- 8. Family Size (HH)

- a. One
- b. Two
- c. Three
- d. Four
- e. Five
- f. Six
- g. Seven
- h. Eight
- i. Nine or more
- j. Unknown/Not Reported

| Year to Date*** % | |
|-------------------|-------|
| 453 | 37.94 |
| 288 | 24.12 |
| 175 | 14.66 |
| 143 | 11.98 |
| 71 | 5.95 |
| 39 | 3.27 |
| 18 | 1.51 |
| 5 | 0.42 |
| 2 | 0.17 |
| 0 | - |

- 9. Source of Family Income (HH)

- a. No Income
- b. TANF
- c. SSI
- d. Social Security
- e. Pension
- f. General Assistance
- g. Unemployment Insurance
- h. Employment + other sources
- i. Employment only
- j. Other
- k. Unduplicated # of Families Reporting an income Source ***

| Year to Date % | |
|----------------|-------|
| 165 | 14.64 |
| 79 | 7.01 |
| 170 | 15.08 |
| 477 | 42.32 |
| 75 | 6.65 |
| 0 | - |
| 48 | 4.26 |
| 228 | 20.23 |
| 272 | 24.13 |
| 176 | 15.62 |
| 1127 | |

- 10. Level of Family Income (HH) (% of HHS Guideline)

- a. Up to 50%
- b. 51% to 75%
- c. 76% to 100%
- d. 101% to 125%
- e. 126% to 150%
- f. 151% to 175%
- g. 176% to 200%
- h. 201% and over
- i. Unknown/Not reported

| Year to Date*** % | |
|-------------------|-------|
| 250 | 20.94 |
| 205 | 17.17 |
| 232 | 19.43 |
| 233 | 19.51 |
| 179 | 14.99 |
| 53 | 4.44 |
| 24 | 2.01 |
| 18 | 1.51 |
| 0 | - |

- 11. Housing (HH)

- a. Own/Buy
- b. Rent
- c. Homeless
- d. Other
- e. Unknown/Not Reported

| Year to Date*** % | |
|-------------------|-------|
| 423 | 35.43 |
| 763 | 63.90 |
| 0 | - |
| 8 | 0.67 |
| 0 | - |

- 12. Other Family Characteristics

- a. Receive Food Assistance

| Year to Date*** % | |
|-------------------|-------|
| 820 | 68.68 |

* The sum of this category should not exceed the value of Item A.
 ** The sum of this category should not exceed the value of Item 2, f
 *** The sum of this category should not exceed the value of Item C.

RED ROCK AREA COMMUNITY ACTION
PROGRAM, INC.
Jasper County FY14

| PROGRAM | PROGRAM PURPOSE | # ASSISTED |
|---|--|----------------|
| LOW INCOME HOME ENERGY ASSISTANCE PROGRAM | OFF SET RESIDENTIAL HEATING COSTS FOR LOW-INCOME HOUSEHOLDS | 831 HOUSEHOLDS |
| ECIP FURNACE REPAIR AND REPLACEMENT | FURNACE REPAIR IN EMERGENCY SITUATIONS | 2 HOUSEHOLDS |
| ECIP ADDITIONAL FUEL | DELIVERABLE FUEL PAYMENT IN ADDITION TO LIHEAP AWARD | 23 HOUSEHOLDS |
| ECIP RECONNECT | TO RECONNECT TO HEAT OR ELECTRIC SERVICE | 16 HOUSEHOLDS |
| ECIP SERVICE CONTINUITY | TO AVOID SERVICE DISCONNECT | 87 HOUSEHOLDS |
| WEATHERIZATION | PROFESSIONALLY INSTALL ENERGY EFFICIENCY MEASURES IN HOMES | 12 HOUSEHOLDS |
| I CARE, Black Hills Cares, ETC. | PUBLIC/PRIVATE PARTNERSHIPS IA PUBLIC SERVICE-UTILITY CHECK-OFF AND DISTRIBUTION OF FUNDS | 293 HOUSEHOLDS |
| EMERGENCY FUNDS | LOCAL EMERGENCIES, ie UTILITY SHUTOFFS, SHELTER, FOOD, GAS, CAR REPAIR, CLOTHING | 29 HOUSEHOLDS |
| EMBRACE IOWA | DES MOINES REGISTER PROGRAM TO HELP WITH UNMET NEEDS | 7 HOUSEHOLDS |
| RED ROCK AREA YOUTH SERVICES | HELP COVER EXPENSES FOR YOUTH SPORTS OR AFTER SCHOOL ACTIVITIES | 36 INDIVIDUALS |
| VOLUNTEER PARTICIPATION | # OF VOLUNTEERS # OF HOURS | 2 28 |
| INFORMATION & REFERRALS | IDENTIFY, ASSIST AND REFER | 921 CONTACTS |

| Service count starting on 10-01-2013 and ending on 09-30-2014 | | | | | | |
|---|-----------------|------------------|-------------|--------------------|-------------------------|--|
| Service: | | | all | | | |
| Group: | | | | City: | all | |
| Exclude city: | | | all | Zip: | all | |
| County of residence: | | | all | County of service: | jasper | |
| Category: | | | all | Poverty: | 0 | |
| Group: | | | all | Intake Worker: | all | |
| Unduplicated count: | | | y | searching | 28785 active households | |
| service | households | individuals | tics | total | thm average | single/duplicate |
| Crisis Application -changed (H) | 356 | 1048 | 0 | 356 | 2.94 | \$0.00 / \$0.00 |
| Anr - Crisis App Approved (H) | 358 | 1047 | 0 | 358 | 2.94 | \$86,890.02 / \$104,825.75 |
| Anr - Customer Advocacy (H) | 357 | 1051 | 0 | 357 | 2.94 | \$0.00 / \$0.00 |
| Anr - Low Cost E E Measures (H) | 18 | 38 | 0 | 18 | 2.11 | \$0.00 / \$0.00 |
| Anr - Money Management Review (H) | 357 | 1051 | 0 | 357 | 2.94 | \$0.00 / \$0.00 |
| Anr - Needs Assessment (H) | 356 | 1050 | 0 | 356 | 2.95 | \$0.00 / \$0.00 |
| Anr - Vendor Negotiation (H) | 357 | 1051 | 0 | 357 | 2.94 | \$0.00 / \$0.00 |
| Anr Other Energy Efficiency (N) | 357 | 1051 | 0 | 357 | 2.94 | \$0.00 / \$0.00 |
| Denied Subsidized Housing (H) | 8 | 12 | 0 | 8 | 1.50 | \$0.00 / \$0.00 |
| Denied Undocumented Ssn (H) | 11 | 30 | 0 | 11 | 2.73 | \$0.00 / \$0.00 |
| Early Application Approved (H) | 191 | 265 | 0 | 191 | 1.39 | \$85,940.00 / \$101,520.00 |
| Emergency Pay Denied (N) | 42 | 93 | 0 | 42 | 2.21 | \$0.00 / \$0.00 |
| Emrg Serv - Black Hills Cares (H) | 53 | 165 | 0 | 53 | 3.11 | \$6,959.94 / \$7,759.32 |
| Emrg Serv - Ecip Addtl Fuel (H) | 23 | 59 | 0 | 23 | 2.57 | \$11,103.77 / \$15,496.79 |
| Emrg Serv - Ecip Fan (H) | 4 | 11 | 0 | 4 | 2.75 | \$0.00 / \$0.00 |
| Emrg Serv - Ecip Furnace (H) | 2 | 3 | 0 | 2 | 1.50 | \$1,837.20 / \$1,937.20 |
| Emrg Serv - Ecip Reconnect (H) | 15 | 54 | 0 | 15 | 3.60 | \$3,308.88 / \$3,308.88 |
| Emrg Serv - Ecip Service Continu (H) | 87 | 259 | 0 | 87 | 2.98 | \$20,627.67 / \$22,925.47 |
| Emrg Serv - Efsp - Energy (H) | 1 | 3 | 0 | 1 | 3.00 | \$345.60 / \$345.60 |
| Emrg Serv - Embrace Ia Applied (H) | 48 | 134 | 0 | 48 | 2.79 | \$21,623.43 / \$21,623.43 |
| Emrg Serv - Embrace Ia Approved (H) | 7 | 17 | 0 | 7 | 2.43 | \$3,091.23 / \$3,091.23 |
| Emrg Serv - Hometown Cares (H) | 223 | 654 | 0 | 223 | 2.93 | \$48,873.24 / \$56,370.60 |
| Emrg Serv - I Care (H) | 17 | 58 | 0 | 17 | 3.41 | \$1,600.99 / \$1,643.99 |
| Emrg Serv - Liheap (H) | 5 | 11 | 0 | 5 | 2.20 | \$2,000.00 / \$2,280.00 |
| Emrg Serv - Local Funds-nonenergy (H) | 2 | 4 | 0 | 2 | 2.00 | \$218.00 / \$218.00 |
| Emrg Serv - Whrp (H) | 1 | 1 | 0 | 1 | 1.00 | \$500.00 / \$500.00 |
| Inc Mngmt - Newton Refuse (H) | 183 | 451 | 0 | 183 | 2.46 | \$52.80 / \$52.80 |
| Inc Mngmt - Tax Rent Rebate (H) | 28 | 47 | 0 | 28 | 1.68 | \$2,063.00 / \$2,063.00 |
| Inc Mngmt- Energy Wise (H) | 12 | 34 | 0 | 12 | 2.83 | \$0.00 / \$0.00 |
| Liheap Approved (H) | 831 | 2213 | 0 | 831 | 2.66 | \$367,460.00 / \$461,900.00 |
| Medical Waiver Denied (H) | 51 | 119 | 0 | 51 | 2.33 | \$0.00 / \$0.00 |
| Weatherization Applied (N) | 1049 | 2536 | 0 | 1049 | 2.42 | \$464,160.00 / \$579,900.00 |
| Weatherization Denied (H) | 112 | 254 | 0 | 112 | 2.27 | \$0.00 / \$0.00 |
| Wzn Applied (H) | 65 | 185 | 0 | 65 | 2.85 | \$0.00 / \$0.00 |
| Youth - Rays (I) | 23 | 36 | 0 | 23 | 3.91 | \$1,049.38 / \$1,692.88 |
| totals | 5,608.00 | 15,095.00 | 0.00 | 5,608.00 | 2.69 | \$1,129,705.15 / \$1,389,454.94 |

export data file

Resolution No. _____

**RESOLUTION SETTING DATE AND TIME
FOR SECONDARY ROADS FISCAL YEAR 2016
5 YEAR PROGRAM MEETING**

Moved by, _____ seconded by, _____

to set a date and time for Secondary Roads 5 Year Program Meeting on the 24th day of February 2015 at 1:00 p.m. Central Standard Time. The meeting will be held in the Board of Supervisors Room on 2nd floor of the Jasper County Court House in Newton, Iowa. This is a public meeting to discuss the secondary roads construction program for the next 5 years.

AYES: _____

NAYS: _____

Approved this 3th day of February, 2015.

Dennis Carpenter
Chairman Board of Supervisors

ATTEST: _____

Dennis Parrott
Jasper County Auditor

JASPER COUNTY TREASURER
NEWTON, IA

REQUEST FOR ABATEMENT OF TAXES

January 30 2015

To the Jasper County Board of Supervisors:

Please abate the following:

Request for abatement of junked mobile home taxes

| | | | |
|-------------|-------------|------------|----------|
| Newton City | Mobile Home | 50AA67198 | \$464.00 |
| Newton City | Mobile Home | 85-w323966 | \$582.00 |
| Baxter City | Mobile Home | 50AA13640 | \$440.00 |
| Baxter City | Mobile Home | 50AA23386 | \$864.00 |

Doug Bishop
JASPER COUNTY TREASURER

Please return this STUB with your September 2014 payment.

Jasper County Treasurer

Doug Bishop
PO Box 1387
Newton, IA 50208
(641) 792-7731

Mobile Home Tax
2014/2015
Parcel#W4697
Park: 05
Receipt# 050307
Tax ID: 0

TAX DUE: Full Year or September 2014
\$108.00 \$0.00

Delinquent Oct 1, 2014



PETERSEN, MARVLYN
400 S RYAN ST #26
COLFAX, IA 50054

Please return this STUB with your March 2015 payment.

Jasper County Treasurer

Doug Bishop
PO Box 1387
Newton, IA 50208
(641) 792-7731

Mobile Home Tax
2014/2015
Parcel#W4697
Park: 05
Receipt# 050307
Tax ID: 0

TAX DUE: March 2015
\$108.00

Delinquent April 1, 2015



PETERSEN, MARVLYN
400 S RYAN ST #26
COLFAX, IA 50054



This is your Jasper County Mobile Home tax statement.
If your taxes are paid by escrow, this statement is for your information only. Please include the stubs when making payments by person or mail.

Please keep in a safe place.

Receipt# 050307

Deedholder:

PETERSEN, MARVLYN
400 S RYAN ST #26
COLFAX, IA 50054

INDEXING:

Tax Sale Certificate: 13-0321

Cyrus Rustin

Mail To: PETERSEN, MARVLYN
400 S RYAN ST #26
COLFAX, IA 50054

Park: 05 Lot: 19 Dist: BXBX Parcel: W4697

OWNERS:

PETERSEN, MARVLYN
PETERSEN, DARRYL NIEL

ASSESSMENT YEARS

2012 Base 216.00 P4 2011
2013 Base 216.00 P4 2012
2014 Base 216.00 P4 2013
2015 Base 216.00 P4 2014

Mobile Home Tax Statement: Vin Number: W4697
Title Number: 50AA23386 Tax: \$221.00
Year/Make: 1976 LIBERTY DSC Credit \$0.00
Model: Payments: \$113.00
Square Foot: 1344 Total: \$108.00
Rate: 0.16

SITUS:

209 W RIPPEY ST 19 BAXTER

Payable Semiannually, In September 2014 and in March 2015.
Taxation period covered is from July 1, 2014 through June 30th, 2015.

Receipt# 050307

Mobile Home Tax:

Due in Sept. 2014: \$0.00 Due in March 2015: \$108.00

Your Tax Receipt Number is: Receipt# 050307

Online Payment Available at: www.iowatreasurers.org

Jasper County Treasurer
Doug Bishop
PO Box 1387
Newton, IA 50208
(641) 792-7731

Sept 2014 \$0.00

March 2015 \$108.00

Date Paid: _____

Date Paid: _____

Check # _____

Check # _____

Retain this lower portion for your records. Enter the date paid and your check number.

Please return this STUB with your September 2014 payment.
Jasper County Treasurer
Doug Bishop
 PO Box 1387
 Newton, IA 50208
 (641) 792-7731

Mobile Home Tax
 2014/2015
 Parcel#04561634G
 Park: 05
 Receipt# 050286
 Tax ID: 0

Please return this STUB with your March 2015 payment.
Jasper County Treasurer
Doug Bishop
 PO Box 1387
 Newton, IA 50208
 (641) 792-7731

Mobile Home Tax
 2014/2015
 Parcel#04561634G
 Park: 05
 Receipt# 050286
 Tax ID: 0

TAX DUE: Full Year or September 2014
 \$113.00 \$58.00

Delinquent Oct 1, 2014



TAX DUE: March 2015
 \$55.00

Delinquent April 1, 2015



CRUISE, TERESA LEE
 912 8TH ST SW APT 23
 ALTOONA, IA 50009

CRUISE, TERESA LEE
 912 8TH ST SW APT 23
 ALTOONA, IA 50009



This is your Jasper County Mobile Home tax statement.
If your taxes are paid by escrow, this statement is for your information only. Please include the stubs when making payments by person or mail.

Please keep in a safe place.

Receipt# 050286

Deedholder:

CRUISE, TERESA LEE
 912 8TH ST SW APT 23
 ALTOONA, IA 50009

INDEXING:

Prior Unpaid Taxes

Tax Sale Certificate: 13-0331

County

Mail To: CRUISE, TERESA LEE
 912 8TH ST SW APT 23
 ALTOONA, IA 50009

OWNERS:

CRUISE, TERESA LEE

Park: 05 Lot: 11 Dist: BXBX Parcel: 04561634G

Mobile Home Tax Statement: Vin Number: 04561634G

| | | |
|-------------------------|------------|----------|
| Title Number: 50AA13640 | Tax: | \$110.00 |
| Year/Make: 1973 BUD | DSC Credit | \$0.00 |
| Model: | Payments: | \$0.00 |
| Square Foot: 684 | Total: | \$110.00 |
| Rate: 0.16 | | |

ASSESSMENT YEARS

2012 Base 110.00 P4 2011
 2013 Base 110.00 P4 2012
 2014 Base 110.00 P4 2013
 2015 Base 110.00 P4 2014

Payable Semiannually, In September 2014 and in March 2015.
 Taxation period covered is from July 1, 2014 through June 30th, 2015.

SITUS: ~~940.00~~
 209 W RIPPEY ST 11 BAXTER

Receipt# 050286

Mobile Home Tax:

Due in Sept. 2014: \$58.00 Due in March 2015: \$55.00

Your Tax Receipt Number is: Receipt# 050286

Online Payment Available at: www.iowatreasurers.org

Jasper County Treasurer
Doug Bishop
 PO Box 1387
 Newton, IA 50208
 (641) 792-7731

Sept 2014 \$58.00

March 2015 \$55.00

Date Paid: _____

Date Paid: _____

Check # _____

Check # _____

Retain this lower portion for your records. Enter the date paid and your check number.

Please return this STUB with your September 2014 payment.

Jasper County Treasurer

Doug Bishop

PO Box 1387

Newton, IA 50208

(641) 792-7731

Mobile Home Tax

2014/2015

Parcel# A065645

Park: 01

Receipt# 050462

Tax ID: 0

Please return this STUB with your March 2015 payment.

Jasper County Treasurer

Doug Bishop

PO Box 1387

Newton, IA 50208

(641) 792-7731

Mobile Home Tax

2014/2015

Parcel# A065645

Park: 01

Receipt# 050462

Tax ID: 0

TAX DUE: Full Year or September 2014

\$200.00

\$103.00

Delinquent Oct 1, 2014



TAX DUE:

March 2015

\$97.00

Delinquent April 1, 2015



KLEINSCHRODT, VANESSA RENEE
114 E 7 ST N
NEWTON, IA 50208

KLEINSCHRODT, VANESSA RENEE
114 E 7 ST N
NEWTON, IA 50208



This is your Jasper County Mobile Home tax statement.

If your taxes are paid by escrow, this statement is for your information only. Please include the stubs when making payments by person or mail.

Please keep in a safe place.

Receipt# 050462

Deedholder:

KLEINSCHRODT, VANESSA RENEE

114 E 7 ST N

NEWTON, IA 50208

Home Removed From
Park

INDEXING:

Abak Taxes

Tax Sale Certificate: 14-0311

County

Mail To: KLEINSCHRODT, VANESSA RENEE

114 E 7 ST N

NEWTON, IA 50208

Park: 01 Lot: E4

Dist: NTNT1

Parcel: A065645

OWNERS:

KLEINSCHRODT, VANESSA RENEE

Mobile Home Tax Statement: Vin Number: A065645

Title Number: 85-W323966

Tax: \$194.00

Year/Make: 1993 ARC

DSC Credit \$0.00

Model:

Payments: \$0.00

Square Foot: 1216

Total: \$194.00

Rate: 0.16

Assessment Years

2013 Base 194.00 PY 2012

2014 Base 194.00 PY 2013

2015 Base 194.00 PY 2014

SITUS:

\$ 582.00

Payable Semiannually, In September 2014 and in March 2015.

Taxation period covered is from July 1, 2014 through June 30th, 2015.

Receipt# 050462

Mobile Home Tax:

Due in Sept. 2014: \$103.00

Due in March 2015: \$97.00

Your Tax Receipt Number is: Receipt# 050462

Online Payment Available at: www.iowatreasurers.org

Jasper County Treasurer

Doug Bishop

PO Box 1387

Newton, IA 50208

(641) 792-7731

Sept 2014 \$103.00

March 2015 \$97.00

Date Paid: _____

Date Paid: _____

Check # _____

Check # _____

Retain this lower portion for your records. Enter the date paid and your check number.

- continued -

Please return this STUB with your September 2014 payment.

Jasper County Treasurer

Doug Bishop

PO Box 1387

Newton, IA 50208

(641) 792-7731

Mobile Home Tax

2014/2015

Parcel#03561827H A&B

Park: 01

Receipt# 050381

Tax ID: 0

Please return this STUB with your March 2015 payment.

Jasper County Treasurer

Doug Bishop

PO Box 1387

Newton, IA 50208

(641) 792-7731

Mobile Home Tax

2014/2015

Parcel#03561827H A&B

Park: 01

Receipt# 050381

Tax ID: 0

TAX DUE: Full Year or September 2014

\$177.00

\$91.00

Delinquent Oct 1, 2014



TAX DUE: March 2015

\$86.00

Delinquent April 1, 2015



CORVINO-OLEA, DEBORAH ANN
2305 E 19 ST N #17E
NEWTON, IA 50208

CORVINO-OLEA, DEBORAH ANN
2305 E 19 ST N #17E
NEWTON, IA 50208



This is your Jasper County Mobile Home tax statement.

If your taxes are paid by escrow, this statement is for your information only. Please include the stubs when making payments by person or mail.

Please keep in a safe place.

Receipt# 050381

Deedholder:

CORVINO-OLEA, DEBORAH ANN

2305 E 19 ST N #17E

NEWTON, IA 50208

Home Demold

Per Park

Abate Taxes

INDEXING:

Tax Sale Certificate: 14-0309
COUNTY

Mail To: CORVINO-OLEA, DEBORAH ANN
2305 E 19 ST N #17E
NEWTON, IA 50208

Park: 01 Lot: E17

Dist: NTNT1

Parcel: 03561827H A&B

OWNERS:

CORVINO-OLEA, DEBORAH ANN

Mobile Home Tax Statement: Vin Number: 03561827H A&B

Title Number: 50AA67198

Tax: \$172.00

Year/Make: 1975 HOMETTE

DSC Credit \$0.00

Model:

Payments: \$0.00

Square Foot: 1080

Total: \$172.00

Rate: 0.16

ASSESSMENT YEARS

2013 Base 120.00 P4 2012

2014 Base 172.00 P4 2013

2015 Base 172.00 P4 2014

Payable Semiannually, In September 2014 and in March 2015.

Taxation period covered is from July 1, 2014 through June 30th, 2015.

Receipt# 050381

Mobile Home Tax:

Due in Sept. 2014: \$91.00

Due in March 2015: \$86.00

Your Tax Receipt Number is: Receipt# 050381

SITUS:

2305 E 19TH ST N E17 NEWTON

Online Payment Available at: www.iowatreasurers.org

Jasper County Treasurer

Doug Bishop

PO Box 1387

Newton, IA 50208

(641) 792-7731

Sept 2014 \$91.00

March 2015 \$86.00

Date Paid: _____

Date Paid: _____

Check # _____

Check # _____

Retain this lower portion for your records. Enter the date paid and your check number.

Jasper County Treasurer
Doug Bishop

Jasper County Board of Supervisors

Iowa Code 427.9 Suspension of Taxes

Please consider this a request for the suspension of taxes and special assessments on the following parcels:

2013 Tax Year 2014/2015 Payable Years

| | | | | |
|-------|------------|----------|-----------------------------------|-----------|
| CFCF | 1102482008 | Peterson | \$772.00 | \$9006.00 |
| LVLS | 2011404005 | Smalley | \$334.00 | \$1800.00 |
| MNMN | 1725485006 | Lorton | \$596.00 | \$7023.50 |
| MNMN | 1830379003 | Lewis | \$590.00 | \$1762.00 |
| MNMN | 1830379002 | Lewis | \$8.00 | \$22.00 |
| NTNT1 | 0832326006 | Hoen | \$1478.00 | \$7487.02 |
| NWNT | 0833283015 | Heavlin | (Tax:784 SA:2642.43) \$3426.43 | \$5352.43 |
| NWNT | 0834402006 | Failor | \$1034.00 | \$5806.00 |
| NWNT | 0834332004 | Koon | \$1014.00 | \$4772.00 |

01/30/2015

Treasurer's Semi-Annual Publication Report
 COUNTY OF JASPER
 From JULY 1 To DEC. 31

Fiscal Year: 2015 Accounting Period(s): 1 - 6

01/29/2015 1:00:39PM

| | BEG. FUND BALANCE JULY 1 | TOTAL REVENUES COLLECTED | TOTAL AMOUNT ACCOUNTED FOR | TOTAL COUNTY DISBURSEMENTS | ENDING FUND BALANCE DEC. 31 | OUTSTANDING CHECKS & WARRANTS | OUTSTANDING STAMPED WARRANTS |
|------|--------------------------|--------------------------|----------------------------|----------------------------|-----------------------------|-------------------------------|------------------------------|
| 0001 | 1,326,678.50 | 4,544,438.34 | 5,871,118.84 | 4,683,614.95 | 1,151,448.31 | 124,538.13 | 0.00 |
| 0002 | 2,751,826.17 | 2,376,375.82 | 5,128,201.99 | 1,841,157.61 | 3,285,590.13 | 125,612.44 | 0.00 |
| 0003 | 2,933.96 | 1,433.66 | 4,367.62 | 503.66 | 3,863.96 | 116.48 | 0.00 |
| 0004 | 17,935.65 | 4,239.00 | 22,174.65 | 0.00 | 22,174.65 | 0.00 | 0.00 |
| 0005 | 17,774.97 | 733.00 | 18,507.97 | 0.00 | 18,507.97 | 0.00 | 0.00 |
| 0006 | 2,706.75 | 0.00 | 2,706.75 | 0.00 | 2,706.75 | 0.00 | 0.00 |
| 0007 | -0.15 | 0.00 | -0.15 | 0.00 | -0.15 | 0.00 | 0.00 |
| 0010 | 1,803,739.37 | 968,525.74 | 2,772,265.11 | 420,705.04 | 2,351,560.07 | 37,597.30 | 0.00 |
| 0011 | 1,529,071.16 | 1,764,669.52 | 3,293,740.68 | 241,514.79 | 3,051,941.48 | 2,209.42 | 0.00 |
| 0020 | 3,835,740.76 | 2,659,266.15 | 6,495,006.91 | 4,813,341.50 | 1,681,319.81 | 138,417.55 | 0.00 |
| 0023 | 200,780.68 | 21,241.41 | 222,022.09 | 0.00 | 222,022.09 | 0.00 | 0.00 |
| 0024 | 35,110.65 | 3,028.38 | 38,139.03 | 0.00 | 38,139.03 | 0.00 | 0.00 |
| 0027 | 158,068.13 | 10,388.19 | 168,457.32 | 16,179.52 | 149,831.65 | 0.00 | 0.00 |
| 0040 | 1,288,960.62 | 718,171.36 | 2,007,131.98 | 1,288,960.62 | 718,171.36 | 0.00 | 0.00 |
| 0050 | 10,000.00 | 0.00 | 10,000.00 | 0.00 | 10,000.00 | 0.00 | 0.00 |
| 0052 | 0.00 | 0.00 | 0.00 | 0.00 | 0.00 | 0.00 | 0.00 |
| 0060 | 122,460.74 | 0.00 | 122,460.74 | 0.00 | 122,460.74 | 0.00 | 0.00 |
| 0065 | 0.00 | 0.00 | 0.00 | 0.00 | 0.00 | 0.00 | 0.00 |
| 0200 | 2,491.66 | 280.00 | 2,781.66 | 1,017.77 | 1,763.89 | 0.00 | 0.00 |
| 0202 | 9,331.18 | 200.00 | 9,531.18 | 4,493.57 | 5,037.61 | 0.00 | 0.00 |
| 0210 | 21,607.66 | 9,518.68 | 31,126.34 | 9,607.94 | 21,518.40 | 0.00 | 0.00 |
| 0215 | -35.60 | 0.00 | -35.60 | 0.00 | -35.60 | 0.00 | 0.00 |
| 0216 | 0.00 | 0.00 | 0.00 | 0.00 | 0.00 | 0.00 | 0.00 |
| 0217 | 0.00 | 0.00 | 0.00 | 0.00 | 0.00 | 0.00 | 0.00 |
| 0220 | 2,829.30 | 0.00 | 2,829.30 | 0.00 | 2,829.30 | 0.00 | 0.00 |
| 0225 | 1,028.88 | 0.00 | 1,028.88 | 0.00 | 1,028.88 | 0.00 | 0.00 |
| 0227 | 0.00 | 0.00 | 0.00 | 0.00 | 0.00 | 0.00 | 0.00 |
| 0230 | 25,000.00 | 0.00 | 25,000.00 | 0.00 | 25,000.00 | 0.00 | 0.00 |
| 0240 | 86,122.73 | 13,176.33 | 99,299.06 | 85,634.02 | 13,665.04 | 0.00 | 0.00 |
| 0300 | -411.51 | 6,250.00 | 5,838.49 | 2,923.63 | 2,914.86 | 0.00 | 0.00 |
| 0305 | 96.22 | 300.00 | 396.22 | 506.60 | -110.38 | 0.00 | 0.00 |
| 0750 | 15,658.97 | 235.98 | 15,894.95 | 15,894.95 | 0.00 | 68.20 | 0.00 |
| 0755 | 16,130.33 | 10,958.95 | 27,089.28 | 12,946.39 | 14,142.89 | 621.73 | 0.00 |
| 0801 | 1,697.57 | 89,025.20 | 90,722.77 | 0.00 | 90,722.77 | 0.00 | 0.00 |
| 0802 | 102,000.21 | 266,114.20 | 368,114.41 | 138,878.57 | 229,235.84 | 0.00 | 0.00 |
| 0810 | 375,311.55 | 160,967.83 | 536,279.38 | 17,097.50 | 519,181.88 | 0.00 | 0.00 |
| 0815 | 0.00 | 0.00 | 0.00 | 0.00 | 0.00 | 0.00 | 0.00 |
| 0816 | 161.39 | 7,141.38 | 7,302.77 | 0.00 | 7,302.77 | 0.00 | 0.00 |
| 0817 | 0.00 | 485.77 | 485.77 | 0.00 | 485.77 | 0.00 | 0.00 |
| 0818 | 418.62 | 2,594.73 | 3,013.35 | 0.00 | 3,013.35 | 0.00 | 0.00 |
| 0819 | 1,756.68 | 16,444.10 | 18,200.78 | 0.00 | 18,200.78 | 0.00 | 0.00 |
| 0820 | 742.03 | 1,697.40 | 2,439.43 | 0.00 | 2,439.43 | 0.00 | 0.00 |
| 0821 | 171.46 | 5,066.83 | 5,238.29 | 0.00 | 5,238.29 | 0.00 | 0.00 |
| 0822 | 0.00 | 18.76 | 18.76 | 0.00 | 18.76 | 0.00 | 0.00 |

- continued -

| | BEG. FUND BALANCE JULY 1 | TOTAL REVENUES COLLECTED | TOTAL AMOUNT TO BE ACCOUNTED FOR | TOTAL COUNTY DISBURSEMENTS | ENDING FUND BALANCE DEC. 31 | OUTSTANDING CHECKS & WARRANTS | OUTSTANDING STAMPED WARRANTS |
|------|--|--------------------------------|--|----------------------------------|-----------------------------------|-------------------------------------|------------------------------------|
| 0823 | NEWBURG UR TIF FUND | 247.70 | 982.47 | 1,230.17 | 0.00 | 1,230.17 | 0.00 |
| 0824 | ROCK CREEK HOMESITES UR TIF FUND | 662.47 | 9,740.61 | 10,403.08 | 0.00 | 10,403.08 | 0.00 |
| 0825 | SUNSHINE ACRES UR TIF FUND | 0.00 | 850.22 | 850.22 | 0.00 | 850.22 | 0.00 |
| 0826 | WOOD'S ESTATES UR TIF FUND | 2.01 | 1,157.41 | 1,159.42 | 0.00 | 1,159.42 | 0.00 |
| 0903 | DRAINAGE DITCH #3 FUND | 7,619.90 | 0.00 | 7,619.90 | 0.00 | 7,619.90 | 0.00 |
| 0905 | DRAINAGE DITCH #5 FUND | 1,390.04 | 0.00 | 1,390.04 | 0.00 | 1,390.04 | 0.00 |
| 0908 | DRAINAGE DITCH #8 FUND | 22,441.58 | 0.00 | 22,441.58 | 0.00 | 22,441.58 | 0.00 |
| 0911 | DRAINAGE DITCH #11 FUND | 47.76 | 0.00 | 47.76 | 0.00 | 47.76 | 0.00 |
| 0912 | DRAINAGE DITCH #12 FUND | 0.00 | 0.00 | 0.00 | 0.00 | 0.00 | 0.00 |
| 0913 | DRAINAGE DITCH #13 FUND | 7,876.53 | 0.00 | 7,876.53 | 0.00 | 7,876.53 | 0.00 |
| 0919 | DRAINAGE DITCH #19 FUND | 4,038.76 | 0.00 | 4,038.76 | 0.00 | 4,038.76 | 0.00 |
| 0921 | DRAINAGE DITCH #21 FUND | 623.65 | 0.00 | 623.65 | 0.00 | 623.65 | 0.00 |
| 0923 | DRAINAGE DITCH #23 FUND | 13,844.93 | 0.00 | 13,844.93 | 0.00 | 13,844.93 | 0.00 |
| 1500 | COURTHOUSE CAPITAL PROJECTS FUND | 38,054.57 | 33,972.25 | 72,026.82 | 35,348.52 | 33,855.30 | 0.00 |
| 1502 | COUNTY CAPITAL PROJECTS FUND | 232,081.36 | 0.00 | 232,081.36 | 232,081.32 | 0.04 | 0.00 |
| 1503 | ARMORY CAPITAL PROJECTS FUND | 15,733.56 | 0.00 | 15,733.56 | 1,640.26 | 14,093.30 | 0.00 |
| 1505 | ANNEX BLDG CAPITAL PROJECTS FUND | 35,050.80 | 0.00 | 35,050.80 | 35,050.80 | 0.00 | 0.00 |
| 1510 | KOPPIN BLDG CAPITAL PROJECTS FND | 0.00 | 0.00 | 0.00 | 0.00 | 0.00 | 0.00 |
| 1515 | ARCHIVES/GARAGE CAPTL PROJ FUND | 0.00 | 0.00 | 0.00 | 0.00 | 0.00 | 0.00 |
| 1516 | LIBERTY AVE PROPERTY CAP PROJ | 0.00 | 0.00 | 0.00 | 0.00 | 0.00 | 0.00 |
| 1517 | COMMUNITY CENTER CAPTL PROJ FUND | -1,078.62 | 1,078.62 | 0.00 | 0.00 | 0.00 | 0.00 |
| 1518 | COURTHOUSE HVAC PROJECT | 0.00 | 0.00 | 0.00 | 0.00 | 0.00 | 0.00 |
| 1525 | LAW ENFORCEMENT CENTER CAP PROJ | -19,500.00 | 0.00 | -19,500.00 | -19,500.00 | 0.00 | 0.00 |
| 1530 | COLFAX INTERCHANGE CAP PROJ FUND | 0.00 | 0.00 | 0.00 | 0.00 | 0.00 | 0.00 |
| 1541 | NE SANITARY SEWER CAP PROJ FUND | 0.00 | 0.00 | 0.00 | 0.00 | 0.00 | 0.00 |
| 1542 | ALPHA PRODUCTS CAP PROJ FUND | 0.00 | 0.00 | 0.00 | 0.00 | 0.00 | 0.00 |
| 1543 | TPI/OPUS CAP PROJ FUND | 0.00 | 0.00 | 0.00 | 0.00 | 0.00 | 0.00 |
| 1550 | CHICAGUA BIKE TRAIL CAP PROJ FN | 0.00 | 0.00 | 0.00 | 0.00 | 0.00 | 0.00 |
| 1555 | MONROE-PR CITY TRAIL CAP PROJ FUND | 52,439.76 | 0.00 | 52,439.76 | 52,439.76 | 0.00 | 0.00 |
| 1570 | SKUNK RIVER WILDLIFE AREA CAP PR | 0.00 | 0.00 | 0.00 | 0.00 | 0.00 | 0.00 |
| 1580 | MARIPOSA PARK CAP PROJ FUND | 0.00 | 0.00 | 0.00 | 0.00 | 0.00 | 0.00 |
| 1590 | HARTLEY HERITAGE FEN CAP PROJ | 2,030.00 | 0.00 | 2,030.00 | 2,030.00 | 0.00 | 0.00 |
| 2004 | COURTHOUSE PROJECTS DEBT SERV | 166,578.75 | 87,381.52 | 253,960.27 | 4,346.25 | 249,614.02 | 0.00 |
| 2005 | (2003) LAW ENFRMNT CTR DEBT SRV | 0.00 | 0.00 | 0.00 | 0.00 | 0.00 | 0.00 |
| 2006 | (2005) LAW ENFRMNT CTR DEBT SRV | 45.75 | 0.03 | 45.78 | 0.00 | 45.78 | 0.00 |
| 2007 | (2006) LAW ENFRMNT CTR DEBT SRV | 1,401.77 | 0.85 | 1,402.62 | 0.00 | 1,402.62 | 0.00 |
| 2010 | (1999) SE INTERCHANGE DEBT SERV | 16,101.13 | 9.67 | 16,110.80 | 0.00 | 16,110.80 | 0.00 |
| 2011 | GO Bonds Series 2012 A | 0.00 | 17,097.50 | 17,097.50 | 17,097.50 | 0.00 | 0.00 |
| 2012 | GO Bonds Series 2012 B | 5,168.05 | 39,645.71 | 44,813.76 | 3,537.50 | 41,276.26 | 0.00 |
| 2013 | GO Bonds Series 2012 C | 31,212.80 | 241,684.22 | 272,897.02 | 29,668.75 | 243,228.27 | 0.00 |
| 2014 | (2013) GO REFUND LEC/ROAD CIP DEBT SRV | 0.00 | 0.00 | 0.00 | 6,280.00 | -6,280.00 | 0.00 |
| 2020 | (2001) COLFAX INTRCHNGE DEBT SRV | 0.04 | 0.00 | 0.04 | 0.00 | 0.04 | 0.00 |
| 2025 | (2003) COLFAX HOTEL #1 DEBT SERV | 0.00 | 0.00 | 0.00 | 0.00 | 0.00 | 0.00 |
| 2030 | (2006) COLFAX HOTEL #2 DEBT SERV | 0.00 | 0.00 | 0.00 | 0.00 | 0.00 | 0.00 |
| 2040 | (2005) ROAD CIP DEBT SERVICE | -3.00 | 0.00 | -3.00 | 0.00 | -3.00 | 0.00 |
| 2050 | (2006) NE SEWER DEBT SERVICE | 0.00 | 0.00 | 0.00 | 0.00 | 0.00 | 0.00 |
| 2060 | (2007) FEDERAL AVE DEBT SERVICE | 0.00 | 0.00 | 0.00 | 0.00 | 0.00 | 0.00 |
| 2070 | (2007) ALPHA PRODUCTS DEBT SERV | 0.00 | 0.00 | 0.00 | 0.00 | 0.00 | 0.00 |
| 2080 | (2007) TPI/OPUS DEBT SERVICE | 0.00 | 126,171.13 | 126,171.13 | 126,171.13 | 0.00 | 0.00 |

- continued -

| | BEG. FUND BALANCE JULY 1 | TOTAL REVENUES COLLECTED | TOTAL AMOUNT TO BE ACCOUNTED FOR | TOTAL COUNTY DISBURSEMENTS | ENDING FUND BALANCE DEC. 31 | OUTSTANDING CHECKS & WARRANTS | OUTSTANDING STAMPED WARRANTS |
|------|--------------------------------|--------------------------------|--|----------------------------------|-----------------------------------|-------------------------------------|------------------------------------|
| 3000 | 16,161.28 | 0.00 | 16,161.28 | 0.00 | 16,161.28 | 0.00 | 0.00 |
| 3545 | 0.00 | 16,567.20 | 16,567.20 | 3,718.68 | 12,848.52 | 0.00 | 0.00 |
| 3547 | 12,090.08 | 0.00 | 12,090.08 | 5,515.68 | 6,574.40 | 0.00 | 0.00 |
| 3548 | 17,208.06 | 0.00 | 17,208.06 | 3,657.48 | 13,550.58 | 0.00 | 0.00 |
| 3549 | 12,511.78 | 0.00 | 12,511.78 | 3,460.20 | 9,051.58 | 0.00 | 0.00 |
| 3550 | 0.00 | 0.00 | 0.00 | 0.00 | 0.00 | 0.00 | 0.00 |
| 3555 | 0.00 | 0.00 | 0.00 | 0.00 | 0.00 | 0.00 | 0.00 |
| 3560 | 0.00 | 0.00 | 0.00 | 0.00 | 0.00 | 0.00 | 0.00 |
| 3561 | 287.90 | 0.00 | 287.90 | 0.00 | 287.90 | 0.00 | 0.00 |
| 3562 | 15,163.20 | 0.00 | 15,163.20 | 0.00 | 15,163.20 | 0.00 | 0.00 |
| 3565 | 0.00 | 0.00 | 0.00 | 0.00 | 0.00 | 0.00 | 0.00 |
| 3566 | 0.00 | 0.00 | 0.00 | 0.00 | 0.00 | 0.00 | 0.00 |
| 3570 | 0.00 | 0.00 | 0.00 | 0.00 | 0.00 | 0.00 | 0.00 |
| 3580 | 0.00 | 0.00 | 0.00 | 0.00 | 0.00 | 0.00 | 0.00 |
| 3581 | 0.00 | 0.00 | 0.00 | 0.00 | 0.00 | 0.00 | 0.00 |
| 3582 | 0.00 | 0.00 | 0.00 | 0.00 | 0.00 | 0.00 | 0.00 |
| 3583 | 0.00 | 0.00 | 0.00 | 0.00 | 0.00 | 0.00 | 0.00 |
| 3584 | 0.00 | 0.00 | 0.00 | 0.00 | 0.00 | 0.00 | 0.00 |
| 3585 | 0.00 | 0.00 | 0.00 | 0.00 | 0.00 | 0.00 | 0.00 |
| 3586 | 0.00 | 0.00 | 0.00 | 0.00 | 0.00 | 0.00 | 0.00 |
| 3587 | 0.00 | 0.00 | 0.00 | 0.00 | 0.00 | 0.00 | 0.00 |
| 3588 | 0.00 | 0.00 | 0.00 | 0.00 | 0.00 | 0.00 | 0.00 |
| 3589 | 0.00 | 0.00 | 0.00 | 0.00 | 0.00 | 0.00 | 0.00 |
| 3590 | 21,542.40 | 0.00 | 21,542.40 | 0.00 | 21,542.40 | 0.00 | 0.00 |
| 3591 | 21,837.60 | 0.00 | 21,837.60 | 0.00 | 21,837.60 | 0.00 | 0.00 |
| 3592 | 0.00 | 0.00 | 0.00 | 0.00 | 0.00 | 0.00 | 0.00 |
| 3593 | 0.00 | 0.00 | 0.00 | 0.00 | 0.00 | 0.00 | 0.00 |
| 3594 | 0.00 | 0.00 | 0.00 | 0.00 | 0.00 | 0.00 | 0.00 |
| 3595 | 2,522.32 | 0.00 | 2,522.32 | 2,522.32 | 0.00 | 0.00 | 0.00 |
| 3597 | 0.00 | 0.00 | 0.00 | 0.00 | 0.00 | 0.00 | 0.00 |
| 3598 | 0.00 | 0.00 | 0.00 | 0.00 | 0.00 | 0.00 | 0.00 |
| 3599 | 5,859.96 | 0.00 | 5,859.96 | 3,521.40 | 2,338.56 | 0.00 | 0.00 |
| 3600 | 49,091.40 | 132.80 | 49,224.20 | 152.51 | 49,071.69 | 0.00 | 0.00 |
| 4000 | 83,016.25 | 188,677.96 | 271,694.21 | 107,327.32 | 169,200.97 | 6,621.47 | 0.00 |
| 4001 | 50,000.00 | 0.00 | 50,000.00 | 0.00 | 50,000.00 | 0.00 | 0.00 |
| 4010 | 161.06 | 102.00 | 263.06 | 17.99 | 245.07 | 0.00 | 0.00 |
| 4011 | 7.07 | 0.00 | 7.07 | 0.00 | 7.07 | 0.00 | 0.00 |
| 4020 | 193,174.13 | 272,992.95 | 466,167.08 | 294,165.55 | 164,283.45 | 8,216.97 | 0.00 |
| 4030 | 0.00 | 0.00 | 0.00 | 0.00 | 0.00 | 0.00 | 0.00 |
| 4045 | 6,361.26 | 0.38 | 6,361.64 | 5,729.73 | 631.91 | 0.00 | 0.00 |
| 4050 | 0.00 | 0.00 | 0.00 | 0.00 | 0.00 | 0.00 | 0.00 |
| 4100 | 683,405.74 | 215,008.69 | 898,414.43 | 287,524.17 | 609,707.68 | 8,688.53 | 0.00 |
| 4105 | 0.00 | 0.00 | 0.00 | 0.00 | 0.00 | 0.00 | 0.00 |
| 4110 | 3,215.49 | 0.00 | 3,215.49 | 0.00 | 3,215.49 | 0.00 | 0.00 |
| 4115 | 1,295.12 | 0.00 | 1,295.12 | 0.00 | 1,295.12 | 0.00 | 0.00 |
| 4140 | 2,633.35 | 142,221.59 | 144,854.94 | 141,169.23 | 3,685.71 | 0.00 | 0.00 |
| 4200 | 249,630.49 | 11,375,627.20 | 11,625,257.69 | 11,330,222.88 | 295,034.81 | 0.00 | 0.00 |
| 4300 | 12,267.19 | 565,752.27 | 578,019.46 | 562,032.30 | 15,987.16 | 0.00 | 0.00 |
| 4400 | 134,624.47 | 5,205,137.25 | 5,339,961.72 | 5,246,652.10 | 89,309.62 | 0.00 | 0.00 |

- continued -

| | BEG. FUND BALANCE JULY 1 | TOTAL REVENUES COLLECTED | TOTAL AMOUNT TO BE ACCOUNTED FOR | TOTAL COUNTY DISBURSEMENTS | ENDING FUND BALANCE DEC. 31 | OUTSTANDING CHECKS & WARRANTS | OUTSTANDING STAMPED WARRANTS |
|------|--------------------------------|--------------------------------|--|----------------------------------|-----------------------------------|-------------------------------------|------------------------------------|
| 4450 | 17,441.92 | 46,608.67 | 64,051.59 | 54,397.60 | 9,653.99 | 0.00 | 0.00 |
| 4520 | 1,273.74 | 117,342.77 | 118,616.51 | 118,297.49 | 319.02 | 0.00 | 0.00 |
| 4525 | 0.00 | 92.87 | 92.87 | 92.85 | 0.02 | 0.00 | 0.00 |
| 4530 | 3,034.31 | 102,523.57 | 105,557.88 | 103,774.79 | 1,783.09 | 0.00 | 0.00 |
| 4535 | 0.00 | 0.00 | 0.00 | 0.00 | 0.00 | 0.00 | 0.00 |
| 4540 | 0.00 | 0.00 | 0.00 | 0.00 | 0.00 | 0.00 | 0.00 |
| 4541 | 0.00 | 0.00 | 0.00 | 0.00 | 0.00 | 0.00 | 0.00 |
| 4545 | 1,402.77 | 58,621.17 | 60,023.94 | 60,022.04 | 1.90 | 0.00 | 0.00 |
| 4546 | 0.00 | 0.00 | 0.00 | 0.00 | 0.00 | 0.00 | 0.00 |
| 4550 | 0.00 | 0.00 | 0.00 | 0.00 | 0.00 | 0.00 | 0.00 |
| 4555 | 5,311.61 | 131,868.35 | 137,179.96 | 135,505.32 | 1,674.64 | 0.00 | 0.00 |
| 4558 | 0.00 | 96,682.22 | 96,682.22 | 96,682.09 | 0.13 | 0.00 | 0.00 |
| 4559 | 0.00 | 21,189.68 | 21,189.68 | 21,185.50 | 1.18 | 0.00 | 0.00 |
| 4560 | 2,729.99 | 253,345.79 | 256,075.78 | 254,699.31 | 1,376.47 | 0.00 | 0.00 |
| 4561 | 4,481.62 | 1.87 | 4,483.49 | 0.00 | 4,483.49 | 0.00 | 0.00 |
| 4562 | 2,415.10 | 50,998.36 | 53,413.46 | 53,410.88 | 2.58 | 0.00 | 0.00 |
| 4563 | 0.00 | 706,658.88 | 706,658.88 | 706,653.09 | 5.79 | 0.00 | 0.00 |
| 4564 | 0.00 | 186,596.85 | 186,596.85 | 186,596.16 | 0.69 | 0.00 | 0.00 |
| 4565 | 0.00 | 0.00 | 0.00 | 0.00 | 0.00 | 0.00 | 0.00 |
| 4570 | 313.05 | 28,472.42 | 28,785.47 | 28,601.42 | 184.05 | 0.00 | 0.00 |
| 4571 | 0.00 | 0.00 | 0.00 | 0.00 | 0.00 | 0.00 | 0.00 |
| 4572 | 0.00 | 0.00 | 0.00 | 0.00 | 0.00 | 0.00 | 0.00 |
| 4573 | 0.00 | 499.97 | 499.97 | 499.97 | 0.00 | 0.00 | 0.00 |
| 4574 | 0.00 | 8,571.79 | 8,571.79 | 8,571.75 | 0.04 | 0.00 | 0.00 |
| 4575 | 0.00 | 0.00 | 0.00 | 0.00 | 0.00 | 0.00 | 0.00 |
| 4580 | 62.78 | 18,152.70 | 18,215.48 | 18,073.70 | 141.78 | 0.00 | 0.00 |
| 4581 | 0.00 | 0.00 | 0.00 | 0.00 | 0.00 | 0.00 | 0.00 |
| 4582 | 0.00 | 4,171.54 | 4,171.54 | 4,170.60 | 0.94 | 0.00 | 0.00 |
| 4583 | 0.00 | 0.00 | 0.00 | 0.00 | 0.00 | 0.00 | 0.00 |
| 4584 | 0.00 | 0.00 | 0.00 | 0.00 | 0.00 | 0.00 | 0.00 |
| 4585 | 0.00 | 0.00 | 0.00 | 0.00 | 0.00 | 0.00 | 0.00 |
| 4586 | 1,618.66 | 0.00 | 1,618.66 | 1,618.66 | 0.00 | 0.00 | 0.00 |
| 4587 | 0.00 | 0.00 | 0.00 | 0.00 | 0.00 | 0.00 | 0.00 |
| 4588 | 0.00 | 0.00 | 0.00 | 0.00 | 0.00 | 0.00 | 0.00 |
| 4589 | 0.00 | 0.00 | 0.00 | 0.00 | 0.00 | 0.00 | 0.00 |
| 4590 | 0.00 | 0.00 | 0.00 | 0.00 | 0.00 | 0.00 | 0.00 |
| 4599 | 0.00 | 30,533.26 | 30,533.26 | 29,425.56 | 1,107.70 | 0.00 | 0.00 |
| 4650 | 0.00 | 0.00 | 0.00 | 0.00 | 0.00 | 0.00 | 0.00 |
| 4700 | 3,645.70 | 217,120.14 | 220,765.84 | 214,048.55 | 6,717.29 | 0.00 | 0.00 |
| 4800 | 54.50 | 2,530.44 | 2,584.94 | 2,519.35 | 65.59 | 0.00 | 0.00 |
| 4800 | 1,246.00 | 76,237.04 | 77,483.04 | 75,008.72 | 2,474.32 | 0.00 | 0.00 |
| 4860 | 21.52 | 704.47 | 725.99 | 694.12 | 31.87 | 0.00 | 0.00 |
| 4970 | 0.00 | 317.87 | 317.87 | 317.87 | 0.00 | 0.00 | 0.00 |
| 5010 | 367,489.57 | 3,158,003.80 | 3,525,493.37 | 2,944,150.80 | 581,342.57 | 0.00 | 0.00 |
| 5020 | 460,261.56 | 1,934,903.62 | 2,395,165.18 | 1,928,292.85 | 466,872.33 | 0.00 | 0.00 |
| 5030 | 1,414.00 | 8,428.37 | 9,842.37 | 7,972.37 | 1,870.00 | 0.00 | 0.00 |
| 5035 | 4,720.00 | 28,280.00 | 33,000.00 | 28,330.00 | 4,670.00 | 0.00 | 0.00 |
| 5040 | 0.00 | 0.00 | 0.00 | 0.00 | 0.00 | 0.00 | 0.00 |
| 5050 | 25,147.00 | 126,929.00 | 152,076.00 | 130,680.00 | 21,396.00 | 0.00 | 0.00 |

- continued -

| | BEG. FUND BALANCE JULY 1 | TOTAL REVENUES COLLECTED | TOTAL AMOUNT TO BE ACCOUNTED FOR | TOTAL COUNTY DISBURSEMENTS | ENDING FUND BALANCE DEC. 31 | OUTSTANDING CHECKS & WARRANTS | OUTSTANDING STAMPED WARRANTS |
|---------------------------------------|--------------------------------|--------------------------------|--|----------------------------------|-----------------------------------|-------------------------------------|------------------------------------|
| 5080 TAX SALE REDEMPTION FUND | 28,896.77 | 260,521.32 | 289,418.09 | 254,065.09 | 35,353.00 | 0.00 | 0.00 |
| 5085 CLERK OF COURT COLLECTIONS | 0.00 | 0.00 | 0.00 | 0.00 | 0.00 | 0.00 | 0.00 |
| 5090 TAX IN ADVANCE FUND | 54,060.86 | -42,517.61 | 11,543.25 | 206.00 | 11,337.25 | 0.00 | 0.00 |
| 5100 UNAPPORTIONED TAX COLLECTIONS | 0.00 | 0.00 | 0.00 | 0.00 | 0.00 | 0.00 | 0.00 |
| 5110 STATE SHARE-MONIES & CREDITS FND | 0.00 | 1,510.00 | 1,510.00 | 1,510.00 | 0.00 | 0.00 | 0.00 |
| 5300 CO RECORDER'S ELECTRONIC FEE FND | 567.00 | 3,006.27 | 3,573.27 | 3,148.20 | 424.07 | 0.00 | 0.00 |
| 6300 JC EMPLOYEES FLEXIBLE SPENDING | 79,134.06 | 29,323.38 | 108,457.44 | 34,587.53 | 73,869.91 | 0.00 | 0.00 |
| 7500 OTHER COUNTY OFFICIALS | 0.00 | 0.00 | 0.00 | 0.00 | 0.00 | 0.00 | 0.00 |
| COUNTY TOTALS: | 17,061,021.03 | 39,873,222.05 | 56,934,243.08 | 39,627,947.24 | 17,248,820.27 | 452,708.22 | 0.00 |

17,061,021.03

BEGINNING CASH BALANCE:

EXPENDITURES

14 - MISC RECEIPTS 1,870.00
 31 - MV POSTAGE COLLECTED 7,972.37
 32 - MV SURCHARGE COLLECTED 28,330.00
 33 - MV REG FEES TO COUNTY 141,856.20
 34 - MV USE TAX TO COUNTY 4,229.00
 35 - MV REG FEES TO STATE 2,802,294.60
 36 - MV USE TAX TO STATE 1,924,063.85
 43 - TREASURERS ORDERS 19,710,727.99
 44 - AUDITORS CHECKS ISSUED 12,906,102.07
 45 - ACH DISB 3,149.20
 54 - FSA WITHDRAWL 19,895.33
 55 - DRIVERS LICENSE TO COUNTY 42,595.00
 56 - DRIVERS LICENSE TO STATE 88,085.00
 TR - TRANSFERS 1,674,419.05

TOTAL EXPENDITURES

39,354,589.66

CHANGE IN OUTSTANDING:

-279,357.58

ADJUSTED EXPENDITURES:

39,627,947.24

REVENUES

01 - CURRENT TAX 25,016,477.34
 02 - INT ON CURRENT TAX 19,877.89
 04 - DELINQUENT TAXES 14,686.00
 07 - MOBILE HOME TAX 23,137.00
 12 - ADVANCED TAX COLLECTIONS -42,517.61
 14 - MISC RECEIPTS 4,968,587.53
 15 - SPECIAL ASSESSMENTS 46,609.67
 16 - AGLAND CREDIT 489,048.33
 17 - DISABLED VET CREDIT 0.00
 18 - ELDERLY CREDIT 0.00
 19 - HOMESTEAD CREDITS 742,764.00
 20 - HOUSING AUTHORITY 0.00
 21 - FAMILY FARM CREDIT 0.00
 23 - MONIES & CREDIT 604.00
 24 - MILITARY CREDIT 26,092.64
 25 - MOBILE HOME CREDIT 1,072.00
 28 - US FISH & WILDLIFE 38,944.00
 29 - MV REGISTRATION RECEIPTS 3,158,003.80
 30 - MV USE TAX RECEIPTS 1,934,903.62
 31 - MV POSTAGE COLLECTED 8,428.37
 32 - MV SURCHARGE COLLECTED 28,280.00
 37 - TAX SALE REDEMPTION 260,521.32
 38 - VX TAX FEES 60.00
 39 - COURT FEES 0.00
 44 - AUDITORS CHECKS ISSUED 0.00
 47 - DRIVERS LICENSE COLLECTED 126,929.00
 48 - COST ON SPEC ASSESSMENTS 695.00
 49 - UTILITY EXCISE 714,392.00

- continued -

| | |
|-----------------------------------|----------------------|
| 52 - FSA DEP | 14,682.20 |
| 53 - FSA INTEREST | 11.22 |
| 58 - BUSINESS PROPERTY TAX CREDIT | 262,287.60 |
| 59 - ROLLBACK REPLACEMENT CREDIT | 291,776.32 |
| TR - TRANSFERS | 1,726,858.81 |
| TOTAL REVENUES | 39,873,222.05 |
| ENDING CASH BALANCE: | 17,248,820.27 |

I HEREBY CERTIFY THE ABOVE REPORT TO BE A TRUE AND ACCURATE ACCOUNT OF TRANSACTIONS DURING THE PERIOD(S) SPECIFIED.

Joey Bishop

FILED

2014 DEC 19 AM 10:11

DENNIS K. PARROTT
JASPER COUNTY AUDITOR



December 15, 2014

The Board of Supervisors
Jasper County Courthouse
101 1st St. N., Room 203
Newton, Iowa 50208

RE: Completed FY 2014 Cost Allocation Plan

Dear Board Members:

We have completed the **Jasper County** cost allocation plan based on actual expenditures for the year ended June 30, 2014. One bound copy of the plan is enclosed for your files. Additional copies of the plan are being provided to the County Auditor. Also enclosed herein is a standard federal Certification Statement that is required where reimbursement is claimed from federal grant programs. The statement says that to the best of the County's knowledge, the cost allocation plan is correct and was prepared in accordance with the federal cost principles contained in OMB Circular A-87. Please have the Board Chairperson sign the statement, retain a copy on file and return the original to us. A copy of the plan will also be placed on file at the central office of the Iowa Department of Human Services (DHS).

The FY 2014 cost allocation plan will result in the following indirect cost recoveries during FY 2016:

DHS Local Administrative Expenses

This category relates to the indirect costs that the county incurs for the local DHS office. These indirect costs include expense items such as audit fees, liability and property insurance, un-billed building space costs, accounting services and legal services. The total indirect costs to be claimed on quarterly Local Administrative Expense (LAE) reports for FY 2016 is \$294,764. This amount includes the required carry-forward adjustment to reconcile actual and projected costs for FY 2014 and is shown on Exhibit B near the beginning of the cost allocation plan. Your actual reimbursement will depend upon the FFP (Federal Financial Participation) rate that is in effect for each quarter. We estimate that about 34 percent of the total claims for the year will be reimbursed to the

Board of Supervisors
December 15, 2014
Page -2-

County from federal funds. Accordingly, the **total reimbursement for the year should be about \$100,220**. We will track these payments each quarter and report the actual results to you after the close of the year. A copy of our correspondence to the local office of DHS which provides guidance for claiming these costs on the LAE reports is also enclosed herein for your reference.

Please contact us if you have any questions relating to the cost allocation plan. We are pleased for the confidence that you have placed in us and look forward to being of continuing service to you.

Sincerely,
Cost Advisory Services, Inc.

Randall Handley

Randall Handley

Enclosures

Cc: ✓ Dennis Parrott, County Auditor



- continued -

CERTIFICATION OF COST ALLOCATION PLAN

This is to certify that to the best of my knowledge and belief regarding the cost allocation plan submitted herewith:

- (1) All costs included in this proposal based on the Fiscal Year ended June 30, 2014, to establish cost allocations or billings for use in FY 2016, are allowable in accordance with the requirements of OMB Circular A-87, "Cost Principles for State and Local Governments," and the Federal award(s) to which they apply. Unallowable costs have been adjusted for in allocating costs as indicated in the cost allocation plan.

- (2) All costs included in this proposal are properly allocable to Federal awards on the basis of a beneficial or causal relationship between the expenses incurred and the awards to which they are allocated in accordance with applicable requirements. Further, the same costs that have been treated as indirect costs have not been claimed as direct costs. Similar types of costs have been accounted for consistently.

I declare that the foregoing is true and correct to the best of my knowledge.

Governmental Unit: JASPER COUNTY, IOWA

Signature: _____

Printed Name of Official: _____

Title: _____

Date of Execution: _____

Attest:

Dennis Parrott, Jasper County Auditor

RESOLUTION NO. _____

APPROPRIATION RESOLUTION

WHEREAS, it is desired to make appropriations for each of the different officers and departments for the fiscal year 2014-2015 in accordance with Section 331.434, subsection 6, of the Code of Iowa.

NOW, THEREFORE, BE IT RESOLVED, BY THE BOARD OF SUPERVISORS OF JASPER COUNTY, IOWA

Section 1. Amounts authorized for the fiscal 2014-15 budget adopted March 04, 2014, are hereby appropriated to the departments or offices as itemized in the attached schedule, pursuant to the Code of Iowa, Section 331.434, subsection 6.

Section 2. Subject to the provisions of other county procedures and regulations, and applicable state law, the appropriations authorized under Section 1 shall constitute authorization for the department or officer listed to make expenditures or incur obligations from the itemized fund, effective July 1, 2014.

Section 3. In accordance with Section 331.437, Code of Iowa, no department or officer shall expend or contract to expend any money or incur any liability, or enter into any contract which by its terms involves the expenditure of money for any purpose in excess of the amounts appropriated pursuant to this resolution.

Section 4. If at any time during the 2014-15 budget year the Auditor shall ascertain that the available resources of a fund for that year will be less than said fund's total appropriations, the Auditor shall immediately so inform the Board and recommend appropriate corrective action.

Section 5. The Auditor shall establish separate accounts for the appropriations authorized in Section 1, each of which account shall indicate the amount of the appropriation, the amounts charged thereto, and unencumbered balance. The Auditor shall report the status of such accounts to the applicable departments and officers monthly during the 2014-15 budget year.

Section 6. All appropriations authorized pursuant to this resolution lapse at the close of business June 30, 2015.

ATTACHMENT

| | | |
|-------------|----|---------|
| 04-Attorney | \$ | 10,000 |
| 05-Sheriff | \$ | 302,291 |
| 07-Recorder | \$ | 38,000 |

| | | |
|-------------|----|----------------|
| Grand Total | \$ | <u>350,291</u> |
|-------------|----|----------------|

Resolution adopted this _____ day of _____, 2015.

Denny Carpenter, Chairman

Attest: _____

Dennis Parrott, Auditor

Tuesday, January 27, 2015 the Jasper County Board of Supervisors met in regular session at 9:30 a.m. with Supervisors Carpenter, Stevenson and Brock present and accounted for; Chairman Carpenter presiding.

Motion by Brock, seconded by Stevenson to open a public hearing for a FY2014/2015 budget amendment.

YEA: STEVENSON, BROCK, CARPENTER

There were no public comments and no comments written or otherwise received by the Auditor.

Motion by Stevenson, seconded by Brock to close the public hearing on the FY2014/2015 budget amendment.

YEA: BROCK, STEVENSON, CARPENTER

Motion by Stevenson, seconded by Brock to approve an amendment to the Jasper County FY2014/2015 budget.

YEA: BROCK, STEVENSON, CARPENTER

Motion by Brock, seconded by Stevenson to open a public hearing concerning the approval of a 5 year maintenance contract for the County's telephone system between Jasper County and United Business Technologies (Shore-Tel Telephone).

YEA: STEVENSON, BROCK, CARPENTER

There were no public comments and no comments received by the Auditor, written or otherwise.

Motion by Stevenson, seconded by Brock to close the public hearing on the Shore-Tel phone maintenance contract.

YEA: BROCK, CARPENTER, STEVENSON

Motion by Stevenson, seconded by Brock to approve a 5 year maintenance contract to be paid in five annual installments of \$5,951.00 for the County's telephone system between Jasper County and United Business Technologies.

YEA: BROCK, STEVENSON, CARPENTER

Sanitarian, Kevin Luetters, presented to the Board a resolution to approve the use of the master matrix as stated in Iowa Code Section 459.305 to evaluate all confinement feeding operation structure permit applications.

Motion by Brock, seconded by Stevenson to adopt Resolution 15-05, the Construction Evaluation Resolution for Confinement Operations pursuant to Iowa Code Section 459.304(3). (The Master Matrix)

YEA: STEVENSON, BROCK, CARPENTER

A complete copy of the resolution is on file in the Office of the Jasper County Auditor.

Motion by Brock, seconded by Stevenson to approve a maintenance agreement with Forbes Office Supply for the Treasurer's copy machine.

YEA: STEVENSON, BROCK, CARPENTER

Motion by Stevenson, seconded by Brock to table agenda item #5 Veterans Affairs-Chris Chartier items a through f which include quarterly reports and a resolution creating a Part-time Veterans Affairs Clerk position.

YEA: BROCK, STEVENSON, CARPENTER

Motion by Stevenson, seconded by Brock to adopt Chairman Carpenter's proposal to decrease the Compensation Board's recommendation of salary increases to the Auditor, Recorder, Treasurer, County Attorney and Sheriff by 42.79%, reducing the recommendation for the Board of Supervisors by 100% so that the Supervisors would receive no increase in wages and to disallow the recommended stipend of \$1,500 for the Chairman of the Board of Supervisors. Wages for the Elected Officials for the fiscal year 2015-2016 would be as follows:

| | | | |
|-----------------|-----------|-------------|-----------|
| Auditor | \$ 68,508 | Sheriff | \$100,581 |
| County Attorney | \$108,660 | Supervisors | \$ 41,200 |
| Recorder | \$ 68,508 | Treasurer | \$ 68,508 |

YEA: BROCK, CARPENTER, STEVENSON

Motion by Brock, seconded by Stevenson to approve Board of Supervisors minutes for January 20, 2015.

YEA: STEVENSON, BROCK, CARPENTER

There were no Board appointments.

Motion by Stevenson, seconded by Brock to adjourn the Tuesday, January 27, 2015 meeting of the Jasper County Board of Supervisors.

YEA: BROCK, STEVENSON, CARPENTER

Dennis Parrott, Auditor

Denny Carpenter, Chairman